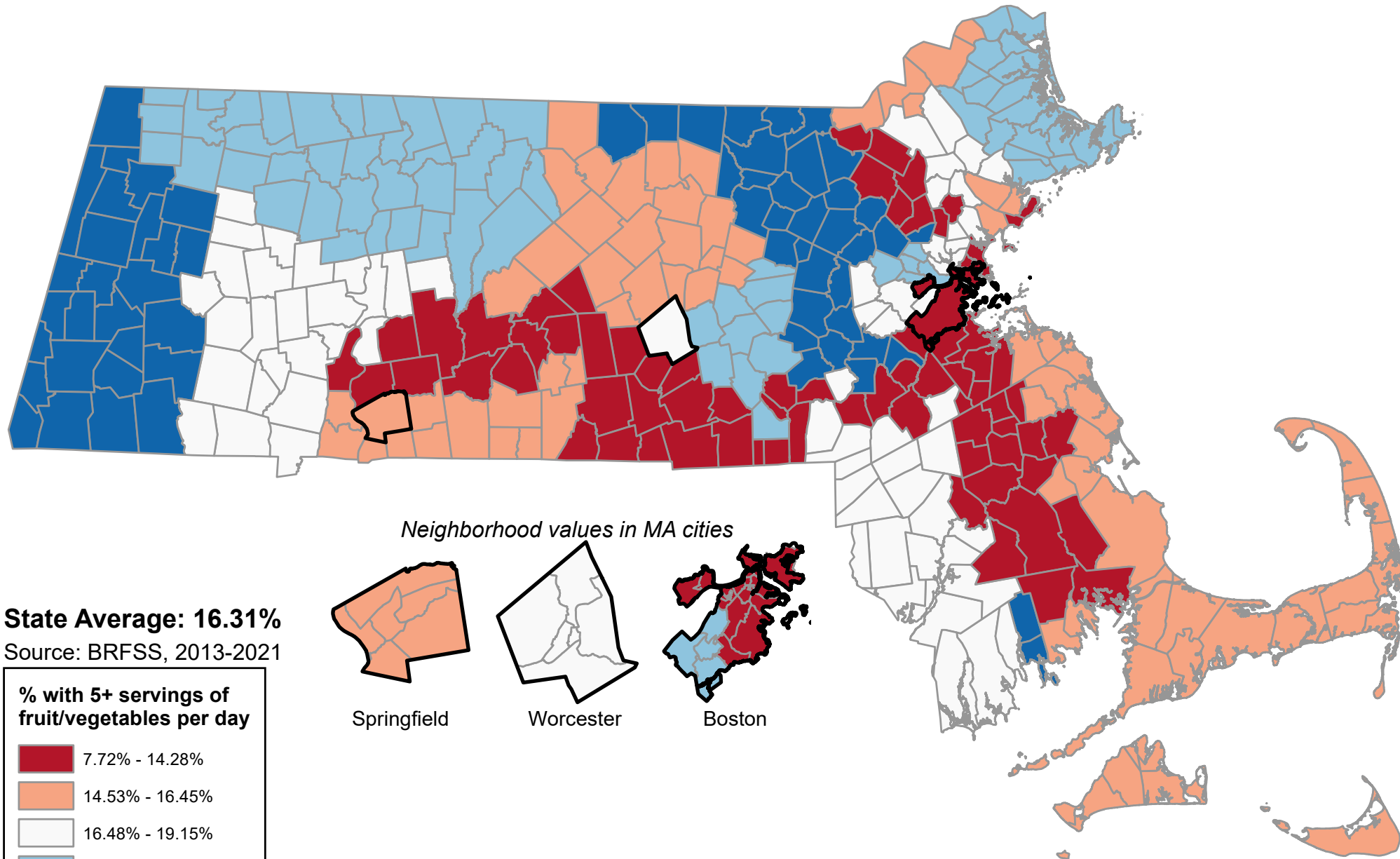


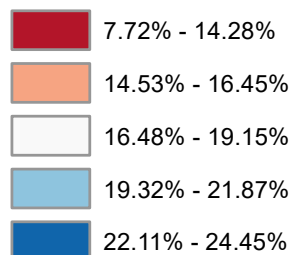
Percentage of Persons Age 60+ Years who Eat 5+ Servings of Fruit/Vegetables per Day



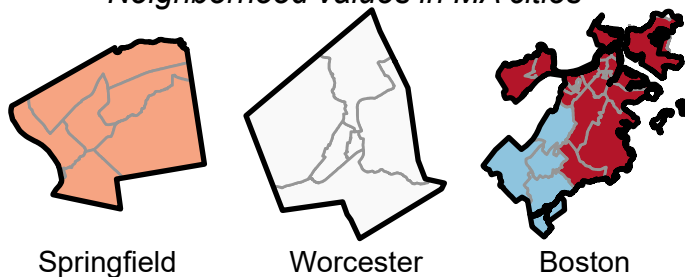
State Average: 16.31%

Source: BRFSS, 2013-2021

% with 5+ servings of fruit/vegetables per day



Neighborhood values in MA cities



Percentage of Persons Age 60+ Years who Eat 5+ Servings of Fruit/Vegetables per Day

Abington	14.27%	Chester	17.09%	Hadley	17.09%	Medfield	24.45%	Peru	22.24%	Swampscott	12.71%	Worthington	17.09%
Acton	22.11%	Chesterfield	17.09%	Halifax	14.27%	Medford	16.94%	Petersham	19.95%	Swansea	16.75%	Wrentham	17.36%
Acushnet	23.31%	Chicopee	14.24%	Hamilton	19.32%	Medway	14.28%	Phillipston	19.95%	Taunton	16.75%	Yarmouth	16.05%
Adams	19.95%	Chilmark	16.45%	Hampden	16.29%	Melrose	16.94%	Pittsfield	22.24%	Templeton	16.33%		
Aqawam	16.29%	Clarksburg	19.95%	Hancock	22.24%	Mendon	21.87%	Plainfield	17.09%	Tewksbury	11.05%	Boston	
Alford	22.24%	Clinton	15.83%	Hanover	15.52%	Merrimac	14.53%	Plainville	17.36%	Tisbury	16.45%	Allston	14.11%
Amesbury	19.32%	Cohasset	15.52%	Hanson	14.27%	Methuen	14.53%	Plymouth	15.52%	Tolland	17.09%	Back Bay	14.11%
Amherst	17.09%	Colrain	19.95%	Hardwick	15.83%	Middleborough	14.27%	Plympton	15.52%	Topsfield	19.32%	Beacon Hill	14.11%
Andover	16.48%	Concord	22.11%	Harvard	22.11%	Middlefield	17.09%	Princeton	15.83%	Townsend	23.27%	Brighton	14.11%
Arlington	20.13%	Conway	19.95%	Harwich	16.45%	Middleton	16.48%	Provincetown	16.45%	Truro	16.45%	Charlestown	14.11%
Ashburnham	23.27%	Cummington	17.09%	Hatfield	17.09%	Milford	14.28%	Quincy	7.72%	Tyngsborough	23.27%	Chinatown	14.11%
Ashby	23.27%	Dalton	22.24%	Haverhill	14.53%	Millbury	14.28%	Randolph	7.72%	Tyringham	22.24%	Dorchester	8.35%
Ashfield	19.95%	Danvers	16.48%	Hawley	19.95%	Millis	17.36%	Raynham	14.27%	Upton	21.87%	Downtown	14.11%
Ashland	24.45%	Dartmouth	19.15%	Heath	19.95%	Millville	14.28%	Reading	16.48%	Uxbridge	14.28%	East Boston	14.11%
Athol	19.95%	Dedham	12.60%	Hingham	15.52%	Milton	12.60%	Rehoboth	16.75%	Wakefield	11.05%	Fenway	14.11%
Atleboro	16.75%	Deerfield	19.95%	Hinsdale	22.24%	Monroe	19.95%	Revere	14.00%	Wales	16.29%	Hyde Park	19.54%
Auburn	14.28%	Dennis	16.45%	Holbrook	7.72%	Monson	16.29%	Richmond	22.24%	Walpole	12.60%	Jamaica Plain	19.54%
Avon	9.94%	Dighton	16.75%	Holden	15.83%	Montague	19.95%	Rochester	14.27%	Waltham	20.13%	Longwood	14.11%
Ayer	23.27%	Douglas	14.28%	Holland	16.29%	Monterey	22.24%	Rockland	14.27%	Ware	14.24%	Mattapan	8.35%
Barnstable	16.05%	Dover	24.45%	Holliston	24.45%	Montgomery	17.09%	Rockport	19.32%	Wareham	14.27%	Mission Hill	8.35%
Barre	15.83%	Dracut	14.53%	Holyoke	14.24%	Mount Washington	22.24%	Rowe	19.95%	Warren	14.24%	North End	14.11%
Becket	22.24%	Dudley	14.28%	Hopedale	14.28%	Nahant	12.71%	Rowley	19.32%	Warwick	19.95%	Roslindale	19.54%
Bedford	22.11%	Dunstable	23.27%	Hopkinton	21.87%	Nantucket	16.45%	Royalston	19.95%	Washington	22.24%	Roxbury	8.35%
Belchertown	14.24%	Duxbury	15.52%	Hubbardston	16.33%	Natick	24.45%	Russell	17.09%	Watertown	20.13%	South Boston	8.86%
Bellingham	14.28%	East Bridgewater	14.27%	Hudson	21.87%	Needham	18.86%	Rutland	15.83%	Wayland	24.45%	South Boston Waterfront	8.86%
Belmont	20.13%	East Brookfield	16.29%	Hull	15.52%	New Ashford	22.24%	Salem	15.21%	Webster	14.28%	South End	8.86%
Berkley	16.75%	East Longmeadow	16.29%	Huntington	17.09%	New Bedford	17.61%	Salisbury	19.32%	Wellesley	18.86%	West End	14.11%
Berlin	15.83%	Eastham	16.45%	Ipswich	19.32%	New Braintree	14.24%	Sandisfield	22.24%	Wellfleet	16.45%	West Roxbury	19.54%
Bernardston	19.95%	Easthampton	17.09%	Kingston	15.52%	New Marlborough	22.24%	Sandwich	16.05%	Wendell	19.95%		
Beverly	19.32%	Easton	17.36%	Lakeville	14.27%	New Salem	19.95%	Sauquoit	16.94%	Wenham	19.32%	Springfield	
BillERICA	11.05%	Edgartown	16.45%	Lancaster	15.83%	Newbury	19.32%	Savoy	19.95%	West Boylston	15.83%	Bay, McKnight, Old,	14.78%
Blackstone	14.28%	Egremont	22.24%	Lanesborough	22.24%	Newburyport	19.32%	Scituate	15.52%	West Bridgewater	14.27%	Upper Hill	
Blandford	17.09%	Erving	19.95%	Lawrence	14.53%	Newton	18.86%	Seekonk	16.75%	West Brookfield	14.24%	6 Cor Memo Metro	14.78%
Bolton	15.83%	Essex	19.32%	Lee	22.24%	Norfolk	12.60%	Sharon	12.60%	West Newbury	19.32%	Brightwood S	
Boston	12.40%	Everett	16.94%	Leicester	14.28%	North Adams	19.95%	Sheffield	22.24%	West Springfield	16.29%	E Springfield Indian	14.78%
Bourne	16.05%	Fairhaven	23.31%	Lenox	22.24%	North Andover	16.48%	Shelburne	19.95%	West Stockbridge	22.24%	Liberty	
Boxborough	22.11%	Fall River	16.75%	Leominster	16.33%	North Attleborough	17.36%	Sherborn	24.45%	West Tisbury	16.45%	Pine Point Boston	14.78%
Boxford	19.32%	Falmouth	16.05%	Leverett	19.95%	North Brookfield	14.24%	Shirley	23.27%	Westborough	21.87%	Rd	
Boylston	15.83%	Fitchburg	16.33%	Lexington	22.11%	North Reading	16.48%	Shrewsbury	21.87%	Westfield	17.09%	E Forest Park 16	14.78%
Braintree	7.72%	Florida	19.95%	Leyden	19.95%	Northampton	17.09%	Shutesbury	19.95%	Westford	23.27%	Acre	
Brewster	16.45%	Foxborough	17.36%	Lincoln	22.11%	Northborough	21.87%	Somerset	16.75%	Westhampton	17.09%	Forest Park	14.78%
Bridgewater	14.27%	Framingham	24.45%	Littleton	23.27%	Northbridge	14.28%	Somerville	16.94%	Westminster	16.33%		
Brimfield	16.29%	Franklin	17.36%	Longmeadow	16.29%	Northfield	19.95%	South Hadley	17.09%	Weston	18.86%		
Brockton	9.94%	Freetown	16.75%	Lowell	10.52%	Norton	17.36%	Southampton	17.09%	Westport	19.15%	Worcester	
Brookfield	16.29%	Gardner	16.33%	Ludlow	14.24%	Norwell	15.52%	Southborough	21.87%	Westwood	24.45%	Downtown	18.54%
Brookline	18.86%	Aquinnah	16.45%	Lunenburg	16.33%	Norwood	12.60%	Southbridge	14.28%	Weymouth	7.72%	Central City	18.54%
Buckland	19.95%	Georgetown	19.32%	Lynn	15.21%	Oak Bluffs	16.45%	Southwick	17.09%	Whately	19.95%	East Worcester	18.54%
Burlington	11.05%	Gill	19.95%	Lynnfield	16.48%	Oakham	14.24%	Spencer	14.28%	Whitman	14.27%	North Worcester	18.54%
Cambridge	20.13%	Gloucester	19.32%	Malden	16.94%	Orange	19.95%	Springfield	14.78%	Wilbraham	16.29%	South Worcester	18.54%
Canton	12.60%	Goshen	17.09%	Manchester	19.32%	Orleans	16.45%	Sterling	15.83%	Williamsburg	17.09%	West Worcester	18.54%
Carlsle	22.11%	Gosnold	16.05%	Mansfield	17.36%	Otis	22.24%	Stockbridge	22.24%	Williamstown	22.24%		
Carver	14.27%	Grafton	21.87%	Marblehead	12.71%	Oxford	14.28%	Stoneham	11.05%	Wilmington	11.05%		
Charlemont	19.95%	Granby	14.24%	Marion	16.05%	Palmer	14.24%	Stoughton	17.36%	Winchendon	16.33%		
Charlton	14.28%	Granville	17.09%	Marlborough	21.87%	Paxton	15.83%	Stow	22.11%	Winchester	22.11%		
Chatham	16.45%	Great Barrington	22.24%	Marshfield	15.52%	Peabody	15.21%	Sturbridge	16.29%	Windsor	22.24%		
Chelmsford	23.27%	Greenfield	19.95%	Mashpee	16.05%	Pelham	17.09%	Sudbury	24.45%	Winthrop	14.00%		
Chelsea	14.00%	Groton	23.27%	Mattapoisett	16.05%	Pembroke	14.27%	Sunderland	19.95%	Woburn	11.05%		
Cheshire	22.24%	Groveland	19.32%	Maynard	22.11%	Pepperell	23.27%	Sutton	14.28%	Worcester	18.54%		

Percentage of Persons Age 60+ Years who Eat 5+ Servings of Fruit/Vegetables per Day (Ranked)

Ashland	24.45%	Lincoln	22.11%	Georgetown	19.32%	Everett	16.94%	West Springfield	16.29%	Southbridge	14.28%	Quincy	7.72%
Dover	24.45%	Maynard	22.11%	Gloucester	19.32%	Malden	16.94%	Wilbraham	16.29%	Spencer	14.28%	Randolph	7.72%
Framingham	24.45%	Stow	22.11%	Groveland	19.32%	Medford	16.94%	Barnstable	16.05%	Sutton	14.28%	Weymouth	7.72%
Holliston	24.45%	Winchester	22.11%	Hamilton	19.32%	Melrose	16.94%	Bourne	16.05%	Uxbridge	14.28%		
Medfield	24.45%	Grafton	21.87%	Ipswich	19.32%	Sauquo	16.94%	Falmouth	16.05%	Webster	14.28%	Boston	
Natick	24.45%	Hopkinton	21.87%	Manchester	19.32%	Somerville	16.94%	Gosnold	16.05%	Abington	14.27%	Hyde Park	19.54%
Sherborn	24.45%	Hudson	21.87%	Newbury	19.32%	Attleboro	16.75%	Marion	16.05%	Bridgewater	14.27%	Jamaica Plain	19.54%
Sudbury	24.45%	Marlborough	21.87%	Newburyport	19.32%	Berkley	16.75%	Mashpee	16.05%	Carver	14.27%	Roslindale	19.54%
Wayland	24.45%	Mendon	21.87%	Rockport	19.32%	Dighton	16.75%	Mattapoisett	16.05%	East Bridgewater	14.27%	West Roxbury	19.54%
Westwood	24.45%	Northborough	21.87%	Rowley	19.32%	Fall River	16.75%	Sandwich	16.05%	Halifax	14.27%	Allston	14.11%
Acushnet	23.31%	Shrewsbury	21.87%	Salisbury	19.32%	Freetown	16.75%	Yarmouth	16.05%	Hanson	14.27%	Back Bay	14.11%
Fairhaven	23.31%	Southborough	21.87%	Topsfield	19.32%	Rehoboth	16.75%	Barre	15.83%	Lakeville	14.27%	Beacon Hill	14.11%
Ashburnham	23.27%	Upton	21.87%	Wenham	19.32%	Seekonk	16.75%	Berlin	15.83%	Middleborough	14.27%	Brighton	14.11%
Ashby	23.27%	Westborough	21.87%	West Newbury	19.32%	Somerset	16.75%	Bolton	15.83%	Pembroke	14.27%	Charlestown	14.11%
Ayer	23.27%	Arlington	20.13%	Dartmouth	19.15%	Swansea	16.75%	Boylston	15.83%	Raynham	14.27%	Chinatown	14.11%
Chelmsford	23.27%	Belmont	20.13%	Westport	19.15%	Taunton	16.75%	Clinton	15.83%	Rochester	14.27%	Downtown	14.11%
Dunstable	23.27%	Cambridge	20.13%	Brookline	18.86%	Andover	16.48%	Hardwick	15.83%	Rockland	14.27%	East Boston	14.11%
Groton	23.27%	Waltham	20.13%	Needham	18.86%	Danvers	16.48%	Holden	15.83%	Wareham	14.27%	Fenway	14.11%
Littleton	23.27%	Watertown	20.13%	Newton	18.86%	Lynnfield	16.48%	Lancaster	15.83%	West Bridgewater	14.27%	Longwood	14.11%
Pepperell	23.27%	Adams	19.95%	Wellesley	18.86%	Middleton	16.48%	Paxton	15.83%	Whitman	14.27%	North End	14.11%
Shirley	23.27%	Ashfield	19.95%	Weston	18.86%	North Andover	16.48%	Princeton	15.83%	Belchertown	14.24%	West End	14.11%
Townsend	23.27%	Athol	19.95%	Worcester	18.54%	North Reading	16.48%	Rutland	15.83%	Chicopee	14.24%	South Boston	8.86%
Tyngsborough	23.27%	Bernardston	19.95%	New Bedford	17.61%	Reading	16.48%	Sterling	15.83%	Granby	14.24%	South Boston Waterfront	8.86%
Westford	23.27%	Buckland	19.95%	Easton	17.36%	Brewster	16.45%	West Boylston	15.83%	Holyoke	14.24%	South End	8.86%
Alford	22.24%	Charlemont	19.95%	Foxborough	17.36%	Chatham	16.45%	Cohasset	15.52%	Ludlow	14.24%	Dorchester	8.35%
Becket	22.24%	Clarksburg	19.95%	Franklin	17.36%	Chilmark	16.45%	Duxbury	15.52%	New Braintree	14.24%	Mattapan	8.35%
Cheshire	22.24%	Colrain	19.95%	Mansfield	17.36%	Dennis	16.45%	Hanover	15.52%	North Brookfield	14.24%	Mission Hill	8.35%
Dalton	22.24%	Conway	19.95%	Millis	17.36%	Eastham	16.45%	Hingham	15.52%	Oakham	14.24%	Roxbury	8.35%
Egremont	22.24%	Deerfield	19.95%	North Attleborough	17.36%	Edgartown	16.45%	Hull	15.52%	Palmer	14.24%		
Great Barrington	22.24%	Erving	19.95%	Norton	17.36%	Aquinnah	16.45%	Kingston	15.52%	Ware	14.24%	Springfield	
Hancock	22.24%	Florida	19.95%	Plainville	17.36%	Harwich	16.45%	Marshfield	15.52%	Warren	14.24%	Bay, McKnight, Old,	
Hinsdale	22.24%	Gill	19.95%	Stoughton	17.36%	Nantucket	16.45%	Norwell	15.52%	West Brookfield	14.24%	Upper Hill	14.78%
Lanesborough	22.24%	Greenfield	19.95%	Wrentham	17.36%	Oak Bluffs	16.45%	Plymouth	15.52%	Chelsea	14.00%	6 Cor Memo Metro	
Lee	22.24%	Hawley	19.95%	Amherst	17.09%	Orleans	16.45%	Plympton	15.52%	Revere	14.00%	Brightwood So	
Lenox	22.24%	Heath	19.95%	Blandford	17.09%	Provincetown	16.45%	Scituate	15.52%	Winthrop	14.00%	E Springfield Indian	
Monterey	22.24%	Leverett	19.95%	Chester	17.09%	Tisbury	16.45%	Lynn	15.21%	Marblehead	12.71%	Liberty	14.78%
Mount Washington	22.24%	Leyden	19.95%	Chesterfield	17.09%	Truro	16.45%	Peabody	15.21%	Nahant	12.71%	Pine Point Boston	
New Ashford	22.24%	Monroe	19.95%	Cummington	17.09%	Wellfleet	16.45%	Salem	15.21%	Swampscott	12.71%	Rd	
New Marlborough	22.24%	Montague	19.95%	Easthampton	17.09%	West Tisbury	16.45%	Springfield	14.78%	Canton	12.60%	E Forest Park 16	
Otis	22.24%	New Salem	19.95%	Goshen	17.09%	Fitchburg	16.33%	Dracut	14.53%	Dedham	12.60%	Acre	14.78%
Peru	22.24%	North Adams	19.95%	Granville	17.09%	Gardner	16.33%	Haverhill	14.53%	Milton	12.60%	Forest Park	
Pittsfield	22.24%	Northfield	19.95%	Hadley	17.09%	Hubbardston	16.33%	Lawrence	14.53%	Norfolk	12.60%		
Richmond	22.24%	Orange	19.95%	Hatfield	17.09%	Leominster	16.33%	Merrimac	14.53%	Norwood	12.60%		
Sandisfield	22.24%	Petersham	19.95%	Huntington	17.09%	Lunenburg	16.33%	Methuen	14.53%	Sharon	12.60%	Worcester	
Sheffield	22.24%	Phillipston	19.95%	Middlefield	17.09%	Templeton	16.33%	Auburn	14.28%	Walpole	12.60%	Downtown	18.54%
Stockbridge	22.24%	Rowe	19.95%	Montgomery	17.09%	Westminster	16.33%	Bellingham	14.28%	Boston	12.40%	Central City	18.54%
Tyringham	22.24%	Royalston	19.95%	Northampton	17.09%	Winchendon	16.33%	Blackstone	14.28%	Billerica	11.05%	East Worcester	18.54%
Washington	22.24%	Savoy	19.95%	Pelham	17.09%	Agawam	16.29%	Charlton	14.28%	Burlington	11.05%	North Worcester	18.54%
West Stockbridge	22.24%	Shelburne	19.95%	Plainfield	17.09%	Brimfield	16.29%	Douglas	14.28%	Stoneham	11.05%	South Worcester	18.54%
Williamstown	22.24%	Shutesbury	19.95%	Russell	17.09%	Brookfield	16.29%	Dudley	14.28%	Tewksbury	11.05%	West Worcester	18.54%
Windsor	22.24%	Sunderland	19.95%	South Hadley	17.09%	East Brookfield	16.29%	Hopedale	14.28%	Wakefield	11.05%		
Acton	22.11%	Warwick	19.95%	Southampton	17.09%	East Longmeadow	16.29%	Leicester	14.28%	Wilmington	11.05%		
Bedford	22.11%	Wendell	19.95%	Southwick	17.09%	Hampden	16.29%	Medway	14.28%	Woburn	11.05%		
Boxborough	22.11%	Whately	19.95%	Tolland	17.09%	Holland	16.29%	Millford	14.28%	Lowell	10.52%		
Carlisle	22.11%	Amesbury	19.32%	Westfield	17.09%	Longmeadow	16.29%	Millbury	14.28%	Avon	9.94%		
Concord	22.11%	Beverly	19.32%	Westhampton	17.09%	Monson	16.29%	Millville	14.28%	Brockton	9.94%		
Harvard	22.11%	Boxford	19.32%	Williamsburg	17.09%	Sturbridge	16.29%	Northbridge	14.28%	Braintree	7.72%		
Lexington	22.11%	Essex	19.32%	Worthington	17.09%	Wales	16.29%	Oxford	14.28%	Holbrook	7.72%		