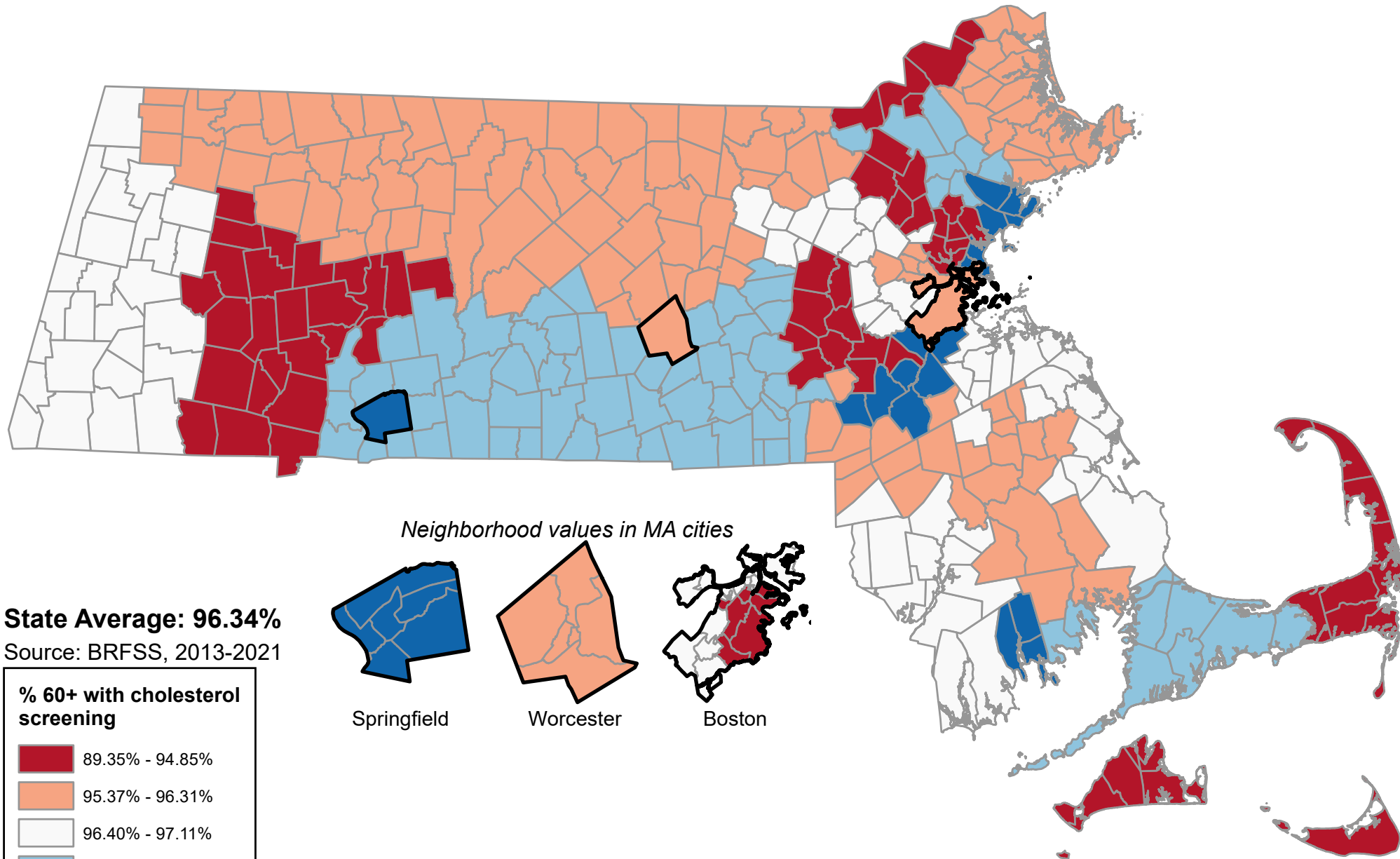



Percentage of Persons Age 60+ Years who were Screened for High Cholesterol



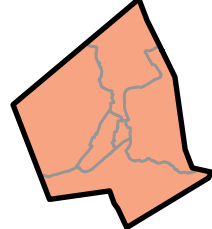
State Average: 96.34%
 Source: BRFSS, 2013-2021

% 60+ with cholesterol screening	
	89.35% - 94.85%
	95.37% - 96.31%
	96.40% - 97.11%
	97.33% - 98.19%
	98.69% - 99.75%

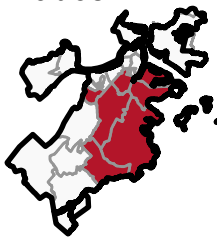
Neighborhood values in MA cities



Springfield



Worcester



Boston

Percentage of Persons Age 60+ Years who were Screened for High Cholesterol

Abington	96.25%	Chester	91.60%	Hadley	91.60%	Medfield	94.20%	Peru	97.01%	Swampscott	99.54%	Worthington	91.60%
Acton	96.70%	Chesterfield	91.60%	Halifax	96.25%	Medford	94.16%	Petersham	95.77%	Swansea	96.40%	Wrentham	96.18%
Acushnet	99.73%	Chicopee	98.19%	Hamilton	95.37%	Medway	97.89%	Phillipston	95.77%	Taunton	96.40%	Yarmouth	97.75%
Adams	95.77%	Chilmark	94.32%	Hampden	97.66%	Melrose	94.16%	Pittsfield	97.01%	Templeton	96.10%		
Aqawam	97.66%	Clarksburg	95.77%	Hancock	97.01%	Mendon	97.45%	Plainfield	91.60%	Tewksbury	94.20%	Boston	
Alford	97.01%	Clinton	96.31%	Hanover	96.90%	Merrimac	93.60%	Plainville	96.18%	Tisbury	94.32%	Allston	97.11%
Amesbury	95.37%	Cohasset	96.90%	Hanson	96.25%	Methuen	93.60%	Plymouth	96.90%	Tolland	91.60%	Back Bay	97.11%
Amherst	91.60%	Colrain	95.77%	Hardwick	96.31%	Middleborough	96.25%	Plympton	96.90%	Topsfield	95.37%	Beacon Hill	97.11%
Andover	97.37%	Concord	96.70%	Harvard	96.70%	Middlefield	91.60%	Princeton	96.31%	Townsend	96.07%	Brighton	97.11%
Arlington	96.10%	Conway	95.77%	Harwich	94.32%	Middleton	97.37%	Provincetown	94.32%	Truro	94.32%	Charlestown	97.11%
Ashburnham	96.07%	Cumington	91.60%	Hatfield	91.60%	Milford	97.89%	Quincy	97.05%	Tyngsborough	96.07%	Chinatown	97.11%
Ashby	96.07%	Dalton	97.01%	Haverhill	97.01%	Millbury	97.89%	Randolph	97.05%	Tyringham	97.01%	Dorchester	94.85%
Ashfield	95.77%	Danvers	97.37%	Hawley	95.77%	Millis	96.18%	Raynham	96.25%	Upton	97.45%	Downtown	97.11%
Ashland	94.20%	Dartmouth	96.47%	Heath	95.77%	Millville	97.89%	Reading	97.37%	Uxbridge	97.89%	East Boston	97.11%
Athol	95.77%	Dedham	99.17%	Hingham	96.90%	Milton	99.17%	Rehoboth	96.40%	Wakefield	94.20%	Fenway	97.11%
Atleboro	96.40%	Deerfield	95.77%	Hinsdale	97.01%	Monroe	95.77%	Revere	99.47%	Wales	97.66%	Hyde Park	96.76%
Auburn	97.89%	Dennis	94.32%	Holbrook	97.05%	Monson	97.66%	Richmond	97.01%	Walpole	99.17%	Jamaica Plain	96.76%
Avon	97.06%	Dighton	96.40%	Holden	96.31%	Montague	95.77%	Rochester	96.25%	Waltham	96.10%	Longwood	97.11%
Ayer	96.07%	Douglas	97.89%	Holland	97.66%	Monterey	97.01%	Rockland	96.25%	Ware	98.19%	Mattapan	94.85%
Barnstable	97.75%	Dover	94.20%	Holliston	94.20%	Montgomery	91.60%	Rockport	95.37%	Wareham	96.25%	Mission Hill	94.85%
Barre	96.31%	Dracut	93.60%	Holyoke	93.60%	Mount Washington	97.01%	Rowe	95.77%	Warren	98.19%		97.11%
Becket	97.01%	Dudley	97.89%	Hopedale	97.89%	Nahant	99.54%	Rowley	95.37%	Warwick	95.77%	Roslindale	96.76%
Bedford	96.70%	Dunstable	96.07%	Hopkinton	97.45%	Nantucket	94.32%	Royalston	95.77%	Washington	97.01%	Roxbury	94.85%
Belchertown	98.19%	Duxbury	96.90%	Hubbardston	96.10%	Natick	94.20%	Russell	91.60%	Watertown	96.10%	South Boston	89.35%
Bellingham	97.89%	East Bridgewater	96.25%	Hudson	97.45%	Needham	96.46%	Rutland	96.31%	Wayland	94.20%	South Boston Waterfront	89.35%
Belmont	96.10%	East Brookfield	97.66%	Hull	96.90%	New Ashford	97.01%	Salem	99.54%	Webster	97.89%	South End	89.35%
Berkley	96.40%	East Longmeadow	97.66%	Huntington	91.60%	New Bedford	99.75%	Salisbury	95.37%	Wellesley	96.46%	West End	97.11%
Berlin	96.31%	Eastham	94.32%	Ipswich	95.37%	New Braintree	98.19%	Sandisfield	97.01%	Wellfleet	94.32%	West Roxbury	96.76%
Bernardston	95.77%	Easthampton	91.60%	Kingston	96.90%	New Marlborough	97.01%	Sandwich	97.75%	Wendell	95.77%		
Beverly	95.37%	Easton	96.18%	Lakeville	96.25%	New Salem	95.77%	Saugus	94.16%	Wenham	95.37%	Springfield	
BillERICA	94.20%	Edgartown	94.32%	Lancaster	96.31%	Newbury	95.37%	Savoy	95.77%	West Boylston	96.31%	Bay, McKnight, Old,	98.69%
Blackstone	97.89%	Egremont	97.01%	Lanesborough	97.01%	Newburyport	95.37%	Scituate	96.90%	West Bridgewater	96.25%	Upper Hill	
Blandford	91.60%	Erving	95.77%	Lawrence	93.60%	Newton	96.46%	Seekonk	96.40%	West Brookfield	98.19%	6 Cor Memo Metro	98.69%
Bolton	96.31%	Essex	95.37%	Lee	97.01%	Norfolk	99.17%	Sharon	99.17%	West Newbury	95.37%	Brightwood S	
Boston	95.64%	Everett	94.16%	Leicester	97.89%	North Adams	95.77%	Sheffield	97.01%	West Springfield	97.66%	E Springfield Indian	98.69%
Bourne	97.75%	Fairhaven	99.73%	Lenox	97.01%	North Andover	97.37%	Shelburne	95.77%	West Stockbridge	97.01%	Liberty	
Boxborough	96.70%	Fall River	96.40%	Leominster	96.10%	North Attleborough	96.18%	Sherborn	94.20%	West Tisbury	94.32%	Pine Point Boston	98.69%
Boxford	95.37%	Falmouth	97.75%	Leverett	95.77%	North Brookfield	98.19%	Shirley	96.07%	Westborough	97.45%	Rd	
Boylston	96.31%	Fitchburg	96.10%	Lexington	96.70%	North Reading	97.37%	Shrewsbury	97.45%	Westfield	91.60%	E Forest Park 16	98.69%
Braintree	97.05%	Florida	95.77%	Leyden	95.77%	Northampton	91.60%	Shutesbury	95.77%	Westford	96.07%	Acre	
Brewster	94.32%	Foxborough	96.18%	Lincoln	96.70%	Northborough	97.45%	Somerset	96.40%	Westhampton	91.60%	Forest Park	98.69%
Bridgewater	96.25%	Framingham	94.20%	Littleton	96.07%	Northbridge	97.89%	Somerville	94.16%	Westminster	96.10%		
Brimfield	97.66%	Franklin	96.18%	Longmeadow	97.66%	Northfield	95.77%	South Hadley	91.60%	Weston	96.46%		
Brockton	97.06%	Freetown	96.40%	Lowell	97.33%	Norton	96.18%	Southampton	91.60%	Westport	96.47%	Worcester	
Brookfield	97.66%	Gardner	96.10%	Ludlow	98.19%	Norwell	96.90%	Southborough	97.45%	Westwood	94.20%	Downtown	96.17%
Brookline	96.46%	Aquinnah	94.32%	Lunenburg	96.10%	Norwood	99.17%	Southbridge	97.89%	Weymouth	97.05%	Central City	96.17%
Buckland	95.77%	Georgetown	95.37%	Lynn	99.54%	Oak Bluffs	94.32%	Southwick	91.60%	Whately	95.77%	East Worcester	96.17%
Burlington	94.20%	Gill	95.77%	Lynnfield	97.37%	Oakham	98.19%	Spencer	97.89%	Whitman	96.25%	North Worcester	96.17%
Cambridge	96.10%	Gloucester	95.37%	Malden	94.16%	Orange	95.77%	Springfield	98.69%	Wilbraham	97.66%	South Worcester	96.17%
Canton	99.17%	Goshen	91.60%	Manchester	95.37%	Orleans	94.32%	Sterling	96.31%	Williamsburg	91.60%	West Worcester	96.17%
Carlisle	96.70%	Gosnold	97.75%	Mansfield	96.18%	Otis	97.01%	Stockbridge	97.01%	Williamstown	97.01%		
Carver	96.25%	Grafton	97.45%	Marblehead	99.54%	Oxford	97.89%	Stoneham	94.20%	Wilmington	94.20%		
Charlemont	95.77%	Granby	98.19%	Marion	97.75%	Palmer	98.19%	Stoughton	96.18%	Winchendon	96.10%		
Charlton	97.89%	Granville	91.60%	Marlborough	97.45%	Paxton	96.31%	Stow	96.70%	Winchester	96.70%		
Chatham	94.32%	Great Barrington	97.01%	Marshfield	96.90%	Peabody	99.54%	Sturbridge	97.66%	Windsor	97.01%		
Chelmsford	96.07%	Greenfield	95.77%	Mashpee	97.75%	Pelham	91.60%	Sudbury	94.20%	Winthrop	99.47%		
Chelsea	99.47%	Groton	96.07%	Mattapoisett	97.75%	Pembroke	96.25%	Sunderland	95.77%	Woburn	94.20%		
Cheshire	97.01%	Groveland	95.37%	Maynard	96.70%	Pepperell	96.07%	Sutton	97.89%	Worcester	96.17%		



Point32Health Foundation



Percentage of Persons Age 60+ Years who were Screened for High Cholesterol (Ranked)

New Bedford	99.75%	Sandwich	97.75%	Richmond	97.01%	Rutland	96.31%	Buckland	95.77%	Nantucket	94.32%	Westhampton	91.60%
Acushnet	99.73%	Yarmouth	97.75%	Sandisfield	97.01%	Sterling	96.31%	Charlemont	95.77%	Oak Bluffs	94.32%	Williamsburg	91.60%
Fairhaven	99.73%	Agawam	97.66%	Sheffield	97.01%	West Boylston	96.31%	Clarksburg	95.77%	Orleans	94.32%	Worthington	91.60%
Marblehead	99.54%	Brimfield	97.66%	Stockbridge	97.01%	Abington	96.25%	Colrain	95.77%	Provincetown	94.32%		
Nahant	99.54%	Brookfield	97.66%	Tyringham	97.01%	Bridgewater	96.25%	Conway	95.77%	Tisbury	94.32%	Boston	
Swampscott	99.54%	East Brookfield	97.66%	Washington	97.01%	Carver	96.25%	Deerfield	95.77%	Truro	94.32%	Allston	97.11%
Lynn	99.54%	East Longmeadow	97.66%	West Stockbridge	97.01%	East Bridgewater	96.25%	Erving	95.77%	Wellfleet	94.32%	Back Bay	97.11%
Peabody	99.54%	Hampden	97.66%	Williamstown	97.01%	Halifax	96.25%	Florida	95.77%	West Tisbury	94.32%	Beacon Hill	97.11%
Salem	99.54%	Holland	97.66%	Windsor	97.01%	Hanson	96.25%	Gill	95.77%	Billerica	94.20%	Brighton	97.11%
Chelsea	99.47%	Longmeadow	97.66%	Cohasset	96.90%	Lakeville	96.25%	Greenfield	95.77%	Burlington	94.20%	Charlestown	97.11%
Revere	99.47%	Monson	97.66%	Duxbury	96.90%	Middleborough	96.25%	Hawley	95.77%	Stoneham	94.20%	Chinatown	97.11%
Winthrop	99.47%	Sturbridge	97.66%	Hanover	96.90%	Pembroke	96.25%	Leath	95.77%	Tewksbury	94.20%	Downtown	97.11%
Canton	99.17%	Wales	97.66%	Hingham	96.90%	Raynham	96.25%	Leverett	95.77%	Wakefield	94.20%	East Boston	97.11%
Dedham	99.17%	West Springfield	97.66%	Hull	96.90%	Rochester	96.25%	Leyden	95.77%	Wilmington	94.20%	Fenway	97.11%
Milton	99.17%	Wilbraham	97.66%	Kingston	96.90%	Rockland	96.25%	Monroe	95.77%	Woburn	94.20%	Longwood	97.11%
Norfolk	99.17%	Grafton	97.45%	Marshfield	96.90%	Wareham	96.25%	Montague	95.77%	Ashland	94.20%	North End	97.11%
Norwood	99.17%	Hopkinton	97.45%	Norwell	96.90%	West Bridgewater	96.25%	New Salem	95.77%	Dover	94.20%	West End	97.11%
Sharon	99.17%	Hudson	97.45%	Plymouth	96.90%	Whitman	96.25%	North Adams	95.77%	Framingham	94.20%	Hyde Park	96.76%
Walpole	99.17%	Marlborough	97.45%	Plympton	96.90%	Easton	96.18%	Northfield	95.77%	Holliston	94.20%	Jamaica Plain	96.76%
Springfield	98.69%	Mendon	97.45%	Scituate	96.90%	Foxborough	96.18%	Orange	95.77%	Medfield	94.20%	Roslindale	96.76%
Belchertown	98.19%	Northborough	97.45%	Acton	96.70%	Franklin	96.18%	Petersham	95.77%	Natick	94.20%	West Roxbury	96.76%
Chicopee	98.19%	Shrewsbury	97.45%	Bedford	96.70%	Mansfield	96.18%	Phillipston	95.77%	Sherborn	94.20%	Dorchester	94.85%
Granby	98.19%	Southborough	97.45%	Boxborough	96.70%	Millis	96.18%	Rowe	95.77%	Sudbury	94.20%	Mattapan	94.85%
Holyoke	98.19%	Upton	97.45%	Carlisle	96.70%	North Attleborough	96.18%	Royalston	95.77%	Wayland	94.20%	Mission Hill	94.85%
Ludlow	98.19%	Westborough	97.45%	Concord	96.70%	Norton	96.18%	Savoy	95.77%	Westwood	94.20%	Roxbury	94.85%
New Braintree	98.19%	Andover	97.37%	Harvard	96.70%	Plainville	96.18%	Shelburne	95.77%	Everett	94.16%	South Boston	89.35%
North Brookfield	98.19%	Danvers	97.37%	Lexington	96.70%	Stoughton	96.18%	Shutesbury	95.77%	Malden	94.16%	South Boston Waterfront	89.35%
Oakham	98.19%	Lynnfield	97.37%	Lincoln	96.70%	Wrentham	96.18%	Sunderland	95.77%	Medford	94.16%	South End	89.35%
Palmer	98.19%	Middleton	97.37%	Maynard	96.70%	Worcester	96.17%	Warwick	95.77%	Melrose	94.16%		
Ware	98.19%	North Andover	97.37%	Stow	96.70%	Fitchburg	96.10%	Wendell	95.77%	Sauquo	94.16%	Springfield	
Warren	98.19%	North Reading	97.37%	Winchester	96.70%	Gardner	96.10%	Whately	95.77%	Somerville	94.16%	Bay, McKnight, Old,	
West Brookfield	98.19%	Reading	97.37%	Dartmouth	96.47%	Hubbardston	96.10%	Boston	95.64%	Dracut	93.60%	Upper Hill	98.69%
Auburn	97.89%	Lowell	97.33%	Westport	96.47%	Leominster	96.10%	Amesbury	95.37%	Haverhill	93.60%	6 Cor Memo Metro	
Bellingham	97.89%	Avon	97.06%	Brookline	96.46%	Lunenburg	96.10%	Beverly	95.37%	Lawrence	93.60%	Brightwood So	
Blackstone	97.89%	Brockton	97.06%	Needham	96.46%	Templeton	96.10%	Boxford	95.37%	Merrimac	93.60%	E Springfield Indian	
Charlton	97.89%	Braintree	97.05%	Newton	96.46%	Westminster	96.10%	Essex	95.37%	Methuen	93.60%	Liberty	98.69%
Douglas	97.89%	Holbrook	97.05%	Wellesley	96.46%	Winchendon	96.10%	Georgetown	95.37%	Amherst	91.60%	Pine Point Boston	
Dudley	97.89%	Quincy	97.05%	Weston	96.46%	Arlington	96.10%	Gloucester	95.37%	Blandford	91.60%	Rd	98.69%
Hopedale	97.89%	Randolph	97.05%	Attleboro	96.40%	Belmont	96.10%	Groveland	95.37%	Chester	91.60%	E Forest Park 16	
Leicester	97.89%	Weymouth	97.05%	Berkley	96.40%	Cambridge	96.10%	Hamilton	95.37%	Chesterfield	91.60%	Acre	98.69%
Medway	97.89%	Alford	97.01%	Dighton	96.40%	Waltham	96.10%	Ipswich	95.37%	Cummington	91.60%	Forest Park	
Milford	97.89%	Becket	97.01%	Fall River	96.40%	Watertown	96.10%	Manchester	95.37%	Easthampton	91.60%		
Millbury	97.89%	Cheshire	97.01%	Freetown	96.40%	Ashburnham	96.07%	Newbury	95.37%	Goshen	91.60%		
Millville	97.89%	Dalton	97.01%	Rehoboth	96.40%	Ashby	96.07%	Newburyport	95.37%	Granville	91.60%	Worcester	
Northbridge	97.89%	Egremont	97.01%	Seekonk	96.40%	Ayer	96.07%	Rockport	95.37%	Hadley	91.60%	Downtown	96.17%
Oxford	97.89%	Great Barrington	97.01%	Somerset	96.40%	Chelmsford	96.07%	Rowley	95.37%	Hatfield	91.60%	Central City	96.17%
Southbridge	97.89%	Hancock	97.01%	Swansea	96.40%	Dunstable	96.07%	Salisbury	95.37%	Huntington	91.60%	East Worcester	96.17%
Spencer	97.89%	Hinsdale	97.01%	Taunton	96.40%	Groton	96.07%	Topsfield	95.37%	Middlefield	91.60%	North Worcester	96.17%
Sutton	97.89%	Lanesborough	97.01%	Barre	96.31%	Littleton	96.07%	Wenham	95.37%	Montgomery	91.60%	South Worcester	96.17%
Uxbridge	97.89%	Lee	97.01%	Berlin	96.31%	Pepperell	96.07%	West Newbury	95.37%	Northampton	91.60%	West Worcester	96.17%
Webster	97.89%	Lenox	97.01%	Bolton	96.31%	Shirley	96.07%	Brewster	94.32%	Pelham	91.60%		
Barnstable	97.75%	Monterey	97.01%	Boylston	96.31%	Townsend	96.07%	Chatham	94.32%	Plainfield	91.60%		
Bourne	97.75%	Mount Washington	97.01%	Clinton	96.31%	Tyngsborough	96.07%	Chilmark	94.32%	Russell	91.60%		
Falmouth	97.75%	New Ashford	97.01%	Hardwick	96.31%	Westford	96.07%	Dennis	94.32%	South Hadley	91.60%		
Gosnold	97.75%	New Marlborough	97.01%	Holden	96.31%	Adams	95.77%	Eastham	94.32%	Southampton	91.60%		
Marion	97.75%	Otis	97.01%	Lancaster	96.31%	Ashfield	95.77%	Edgartown	94.32%	Southwick	91.60%		
Mashpee	97.75%	Peru	97.01%	Paxton	96.31%	Athol	95.77%	Aquinnah	94.32%	Tolland	91.60%		
Mattapoisett	97.75%	Pittsfield	97.01%	Princeton	96.31%	Bernardston	95.77%	Harwich	94.32%	Westfield	91.60%		