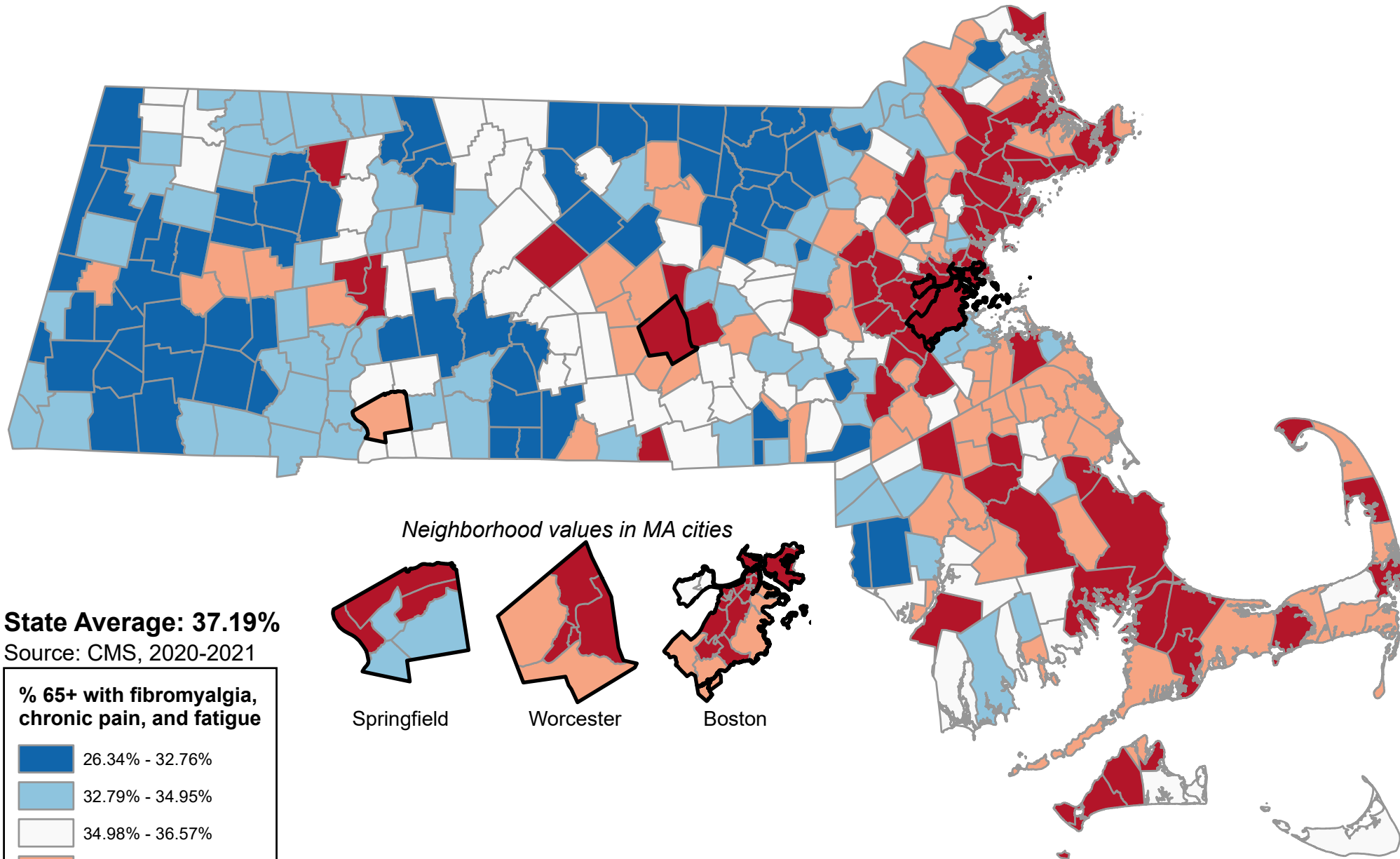
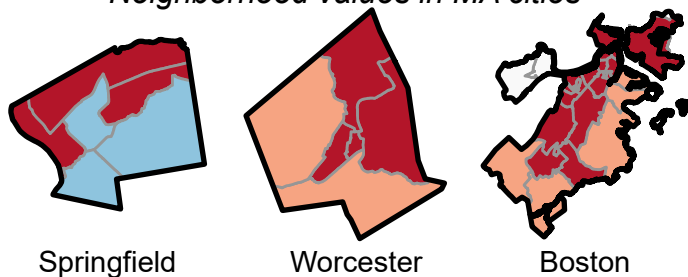


# Percentage of Medicare Beneficiaries Age 65+ Years with Fibromyalgia, Chronic Pain, and Fatigue



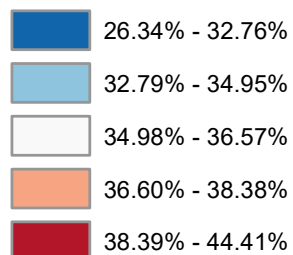
*Neighborhood values in MA cities*



**State Average: 37.19%**

Source: CMS, 2020-2021

**% 65+ with fibromyalgia,  
chronic pain, and fatigue**



## Percentage of Medicare Beneficiaries Age 65+ Years with Fibromyalgia, Chronic Pain, and Fatigue

Abington	37.14%	Chester	26.34%	Hadley	38.76%	Medfield	33.69%	Peru	27.53%	Swampscott	38.92%	Worthington	36.95%
Acton	33.29%	Chesterfield	36.95%	Halifax	36.37%	Medford	38.08%	Petersham	36.12%	Swansea	35.42%	Wrentham	29.51%
Acushnet	34.85%	Chicopee	35.72%	Hamilton	37.41%	Medway	34.99%	Phillipston	36.12%	Taunton	37.62%	Yarmouth	38.78%
Adams	34.52%	Chilmark	38.87%	Hampden	35.35%	Melrose	33.92%	Pittsfield	34.95%	Templeton	32.75%		
Aqawam	34.56%	Clarksburg	35.68%	Hancock	31.75%	Mendon	32.58%	Plainfield	29.73%	Tewksbury	35.64%	<b>Boston</b>	
Alford	32.20%	Clinton	37.36%	Hanover	37.60%	Merrimac	38.21%	Plainville	36.28%	Tisbury	37.88%	Allston	35.37%
Amesbury	36.22%	Cohasset	33.89%	Hanson	36.46%	Methuen	34.20%	Plymouth	39.55%	Tolland	33.72%	Back Bay	40.15%
Amherst	36.44%	Colrain	34.29%	Hardwick	35.76%	Middleborough	39.05%	Plympton	34.90%	Topsfield	40.55%	Beacon Hill	40.15%
Andover	33.51%	Concord	37.24%	Harvard	29.94%	Middlefield	36.95%	Princeton	30.92%	Townsend	29.75%	Brighton	35.37%
Arlington	37.88%	Conway	31.47%	Harwich	37.41%	Middleton	40.73%	Provincetown	39.19%	Truro	36.72%	Charlestown	41.11%
Ashburnham	31.99%	Cumington	29.73%	Hatfield	38.68%	Milford	36.38%	Quincy	34.93%	Tyngsborough	32.40%	Chinatown	39.58%
Ashby	29.75%	Dalton	30.42%	Haverhill	37.07%	Millbury	37.10%	Randolph	35.83%	Tyringham	31.94%	Dorchester	36.91%
Ashfield	31.47%	Danvers	43.67%	Hawley	34.29%	Millis	31.55%	Raynham	37.63%	Upton	36.04%	Downtown	39.58%
Ashland	36.22%	Dartmouth	33.94%	Heath	34.29%	Millville	32.58%	Reading	37.84%	Uxbridge	34.57%	East Boston	39.53%
Athol	36.12%	Dedham	41.72%	Hingham	40.85%	Milton	34.60%	Rehoboth	31.37%	Wakefield	35.64%	Fenway	40.51%
Attleboro	34.09%	Deerfield	36.08%	Hinsdale	27.53%	Monroe	34.29%	Revere	42.95%	Wales	30.13%	Hyde Park	37.85%
Auburn	38.38%	Dennis	36.81%	Holbrook	38.29%	Monson	33.06%	Richmond	27.52%	Walpole	38.43%	Jamaica Plain	40.17%
Avon	37.88%	Dighton	34.29%	Holden	36.60%	Montague	33.86%	Rochester	36.24%	Waltham	40.59%	Longwood	40.51%
Ayer	32.61%	Douglas	35.28%	Holland	30.13%	Monterey	31.94%	Rockland	37.96%	Ware	32.76%	Mattapan	38.47%
Barnstable	37.77%	Dover	36.10%	Holliston	34.10%	Montgomery	34.59%	Rockport	37.34%	Wareham	42.84%	Mission Hill	40.52%
Barre	38.98%	Dracut	32.80%	Holyoke	34.58%	Mount Washington	33.78%	Rowe	34.29%	Warren	30.55%	North End	39.58%
Becket	29.56%	Dudley	32.82%	Hopedale	37.59%	Nahant	39.26%	Rowley	37.41%	Warwick	36.30%	Roslindale	41.05%
Bedford	36.19%	Dunstable	31.30%	Hopkinton	34.55%	Nantucket	35.69%	Royalston	36.30%	Washington	29.56%	Roxbury	41.84%
Belchertown	32.59%	Duxbury	37.66%	Hubbardston	32.75%	Natick	37.58%	Russell	26.34%	Watertown	39.16%	South Boston	38.30%
Bellingham	37.39%	East Bridgewater	38.84%	Hudson	35.88%	Needham	39.57%	Rutland	37.97%	Wayland	37.81%	South Boston Waterfront	38.30%
Belmont	36.38%	East Brookfield	35.74%	Hull	37.71%	New Ashford	31.75%	Salem	40.60%	Webster	38.63%	South End	40.07%
Berkley	36.12%	East Longmeadow	35.63%	Huntington	28.41%	New Bedford	36.56%	Salisbury	40.49%	Wellesley	39.44%	West End	39.58%
Berlin	36.19%	Eastham	37.46%	Ipswich	41.87%	New Braintree	35.76%	Sandisfield	29.68%	Wellfleet	39.63%	West Roxbury	37.46%
Bernardston	33.93%	Easthampton	34.16%	Kingston	41.84%	New Marlborough	29.68%	Sandwich	40.29%	Wendell	30.01%		
Beverly	41.83%	Easton	38.39%	Lakeville	37.10%	New Salem	33.82%	Saugus	38.42%	Wenham	43.64%	<b>Springfield</b>	
BillERICA	37.69%	Edgartown	34.98%	Lancaster	31.96%	Newbury	34.45%	Savoy	35.68%	West Boylston	41.24%	Bay, McKnight, Old,	33.76%
Blackstone	34.39%	Egremont	33.78%	Lanesborough	31.75%	Newburyport	35.11%	Scituate	37.28%	West Bridgewater	37.83%	Upper Hill	
Blandford	26.34%	Erving	30.01%	Lawrence	33.06%	Newton	41.23%	Seekonk	30.75%	West Brookfield	30.41%	6 Cor Memo Metro	43.04%
Bolton	28.43%	Essex	37.25%	Lee	30.98%	Norfolk	33.13%	Sharon	37.42%	West Newbury	28.44%	Brightwood S	
Boston	38.83%	Everett	39.08%	Leicester	37.08%	North Adams	35.68%	Sheffield	33.78%	West Springfield	32.79%	E Springfield Indian	38.46%
Bourne	40.07%	Fairhaven	37.21%	Lenox	37.07%	North Andover	36.83%	Shelburne	39.51%	West Stockbridge	34.63%	Liberty	
Boxborough	28.06%	Fall River	40.23%	Leominster	37.89%	North Attleborough	33.35%	Sherborn	35.63%	West Tisbury	38.87%	Pine Point Boston	41.01%
Boxford	40.37%	Falmouth	36.70%	Leverett	33.82%	North Brookfield	35.74%	Shirley	32.03%	Westborough	37.23%	Rd	
Boylston	34.32%	Fitchburg	38.12%	Lexington	37.58%	North Reading	37.08%	Shrewsbury	39.77%	Westfield	34.59%	E Forest Park 16	
Braintree	37.10%	Florida	35.68%	Leyden	33.93%	Northampton	37.59%	Shutesbury	33.82%	Westford	30.90%	Acre	34.82%
Brewster	36.51%	Foxborough	37.12%	Lincoln	42.12%	Northborough	33.55%	Somerset	37.19%	Westhampton	34.16%	Forest Park	34.20%
Bridgewater	39.54%	Framingham	39.75%	Littleton	28.98%	Northbridge	35.08%	Somerville	39.14%	Westminster	34.54%		
Brimfield	30.13%	Franklin	35.93%	Longmeadow	35.46%	Northfield	30.01%	South Hadley	34.27%	Weston	39.53%		
Brocton	37.39%	Freetown	36.41%	Lowell	32.46%	Norton	34.22%	Southampton	33.17%	Westport	36.05%	<b>Worcester</b>	
Brookfield	35.74%	Gardner	34.98%	Ludlow	36.30%	Norwell	37.04%	Southborough	36.02%	Westwood	39.14%	Downtown	42.41%
Brookline	39.28%	Aquinnah	38.87%	Lunenburg	31.75%	Norwood	37.64%	Southbridge	38.10%	Weymouth	36.81%	Central City	40.49%
Buckland	31.47%	Georgetown	35.24%	Lynn	39.51%	Oak Bluffs	41.54%	Southwick	33.72%	Whately	36.08%	East Worcester	42.76%
Burlington	40.01%	Gill	30.01%	Lynnfield	39.56%	Oakham	35.76%	Spencer	35.63%	Whitman	37.83%	North Worcester	39.18%
Cambridge	39.33%	Gloucester	41.78%	Malden	34.41%	Orange	36.30%	Springfield	37.00%	Wilbraham	33.27%	South Worcester	38.03%
Canton	40.42%	Goshen	29.73%	Manchester	39.58%	Orleans	40.09%	Sterling	35.98%	Williamsburg	34.84%	West Worcester	37.88%
Carlisle	34.86%	Gosnold	36.70%	Mansfield	35.38%	Otis	31.94%	Stockbridge	32.43%	Williamstown	32.13%		
Carver	37.62%	Grafton	35.10%	Marblehead	39.60%	Oxford	35.51%	Stoneham	37.61%	Wilmington	38.42%		
Charlemont	34.29%	Granby	32.28%	Marion	40.63%	Palmer	34.39%	Stoughton	36.57%	Winchendon	30.41%		
Charlton	35.34%	Granville	33.72%	Marlborough	36.23%	Paxton	37.27%	Stow	34.45%	Winchester	36.34%		
Chatham	38.10%	Great Barrington	32.20%	Marshfield	38.01%	Peabody	44.41%	Sturbridge	32.35%	Windsor	33.53%		
Chelmsford	33.82%	Greenfield	35.80%	Mashpee	40.40%	Pelham	36.44%	Sudbury	34.81%	Winthrop	38.84%		
Chelsea	42.41%	Groton	29.08%	Mattapoisett	35.96%	Pembroke	37.40%	Sunderland	33.82%	Woburn	40.14%		
Cheshire	33.53%	Groveland	33.86%	Maynard	30.47%	Pepperell	28.83%	Sutton	36.50%	Worcester	39.55%		

## Percentage of Medicare Beneficiaries Age 65+ Years with Fibromyalgia, Chronic Pain, and Fatigue (Ranked)

Peabody	44.41%	West Tisbury	38.87%	Westborough	37.23%	Mattapoisett	35.96%	Boylston	34.32%	Sturbridge	32.35%	Blandford	26.34%
Danvers	43.67%	Winthrop	38.84%	Fairhaven	37.21%	Franklin	35.93%	Dighton	34.29%	Granby	32.28%	Chester	26.34%
Wenham	43.64%	East Bridgewater	38.84%	Somerset	37.19%	Hudson	35.88%	Charlemont	34.29%	Alford	32.20%	Russell	26.34%
Revere	42.95%	Boston	38.83%	Abington	37.14%	Randolph	35.83%	Colrain	34.29%	Great Barrington	32.20%		
Wareham	42.84%	Yarmouth	38.78%	Foxborough	37.12%	Greenfield	35.80%	Hawley	34.29%	Williamstown	32.13%	<b>Boston</b>	
Chelsea	42.41%	Hadley	38.76%	Braintree	37.10%	Hardwick	35.76%	Heath	34.29%	Shirley	32.03%	Roxbury	41.84%
Lincoln	42.12%	Hatfield	38.68%	Lakeville	37.10%	New Braintree	35.76%	Monroe	34.29%	Ashburnham	31.99%	Charlestown	41.11%
Ipswich	41.87%	Webster	38.63%	Millbury	37.10%	Oakham	35.76%	Rowe	34.29%	Lancaster	31.96%	Roslindale	41.05%
Kingston	41.84%	Walpole	38.43%	North Reading	37.08%	Brookfield	35.74%	South Hadley	34.27%	Monterey	31.94%	Mission Hill	40.52%
Beverly	41.83%	Sauquo	38.42%	Leicester	37.08%	East Brookfield	35.74%	Norton	34.22%	Otis	31.94%	Fenway	40.51%
Gloucester	41.78%	Wilmington	38.42%	Haverhill	37.07%	North Brookfield	35.74%	Methuen	34.20%	Tyringham	31.94%	Longwood	40.51%
Dedham	41.72%	Easton	38.39%	Lenox	37.07%	Chicopee	35.72%	Easthampton	34.16%	Lunenburg	31.75%	Jamaica Plain	40.17%
Oak Bluffs	41.54%	Auburn	38.38%	Norwell	37.04%	Nantucket	35.69%	Westhampton	34.16%	Hancock	31.75%	Back Bay	40.15%
West Boylston	41.24%	Holbrook	38.29%	Springfield	37.00%	Clarksburg	35.68%	Holliston	34.10%	Lanesborough	31.75%	Beacon Hill	40.15%
Newton	41.23%	Merrimac	38.21%	Chesterfield	36.95%	Florida	35.68%	Attleboro	34.09%	New Ashford	31.75%	South End	40.07%
Hingham	40.85%	Fitchburg	38.12%	Middlefield	36.95%	North Adams	35.68%	Dartmouth	33.94%	Millis	31.55%	Chinatown	39.58%
Middleton	40.73%	Southbridge	38.10%	Worthington	36.95%	Savoy	35.68%	Barnardston	33.93%	Ashfield	31.47%	Downtown	39.58%
Marion	40.63%	Chatham	38.10%	North Andover	36.83%	Tewksbury	35.64%	Leyden	33.93%	Buckland	31.47%	North End	39.58%
Salem	40.60%	Medford	38.08%	Dennis	36.81%	Wakefield	35.64%	Melrose	33.92%	Conway	31.47%	West End	39.58%
Waltham	40.59%	Marshfield	38.01%	Weymouth	36.81%	Sherborn	35.63%	Cohasset	33.89%	Rehoboth	31.37%	East Boston	39.53%
Topsfield	40.55%	Rutland	37.97%	Truro	36.72%	East Longmeadow	35.63%	Groveland	33.86%	Dunstable	31.30%	Mattapan	38.47%
Salisbury	40.49%	Salisbury	37.96%	Falmouth	36.70%	Spencer	35.63%	Montague	33.86%	Lee	30.98%	South Boston	38.30%
Canton	40.42%	Leominster	37.89%	Gosnold	36.70%	Oxford	35.51%	Chelmsford	33.82%	Princeton	30.92%	South Boston Waterfront	38.30%
Mashpee	40.40%	Arlington	37.88%	Holden	36.60%	Longmeadow	35.46%	Leverett	33.82%	Westford	30.90%	Hyde Park	37.85%
Boxford	40.37%	Tisbury	37.88%	Stoughton	36.57%	Swansea	35.42%	New Salem	33.82%	Seekonk	30.75%	West Roxbury	37.46%
Sandwich	40.29%	Avon	37.88%	New Bedford	36.56%	Mansfield	35.38%	Shutesbury	33.82%	Warren	30.55%	Dorchester	36.91%
Fall River	40.23%	Reading	37.84%	Brewster	36.51%	Hampden	35.35%	Sunderland	33.82%	Maynard	30.47%	Allston	35.37%
Woburn	40.14%	Whitman	37.83%	Sutton	36.50%	Charlton	35.34%	Egremont	33.78%	Dalton	30.42%	Brighton	35.37%
Orleans	40.09%	West Bridgewater	37.83%	Hanson	36.46%	Douglas	35.28%	Mount Washington	33.78%	Winchendon	30.41%		
Bourne	40.07%	Wayland	37.81%	Amherst	36.44%	Georgetown	35.24%	Sheffield	33.78%	West Brookfield	30.41%	<b>Springfield</b>	
Burlington	40.01%	Barnstable	37.77%	Pelham	36.44%	Newburyport	35.11%	Granville	33.72%	Brimfield	30.13%	6 Cor Memo Metro	43.04%
Shrewsbury	39.77%	Hull	37.71%	Freetown	36.41%	Grafton	35.10%	Southwick	33.72%	Holland	30.13%	Brightwood So	
Framingham	39.75%	Billerica	37.69%	Milford	36.38%	Northbridge	35.08%	Tolland	33.72%	Wales	30.13%	Pine Point Boston	
Wellfleet	39.63%	Duxbury	37.66%	Belmont	36.38%	Medway	34.99%	Medfield	33.69%	Erving	30.01%	Rd	41.01%
Marblehead	39.60%	Norwood	37.64%	Halifax	36.37%	Edgartown	34.98%	Northborough	33.55%	Gill	30.01%	E Springfield Indian	
Manchester	39.58%	Raynham	37.63%	Winchester	36.34%	Gardner	34.98%	Cheshire	33.53%	Northfield	30.01%	Liberty	38.46%
Needham	39.57%	Carver	37.62%	Orange	36.30%	Pittsfield	34.95%	Windsor	33.53%	Wendell	30.01%	E Forest Park 16	
Lynnfield	39.56%	Taunton	37.62%	Royalston	36.30%	Quincy	34.93%	Andover	33.51%	Harvard	29.94%	Acre	34.82%
Plymouth	39.55%	Stoneham	37.61%	Warwick	36.30%	Plympton	34.90%	North Attleborough	33.35%	Ashby	29.75%	Forest Park	34.20%
Worcester	39.55%	Hanover	37.60%	Ludlow	36.30%	Carlisle	34.86%	Acton	33.29%	Townsend	29.75%		
Bridgewater	39.54%	Hopedale	37.59%	Plainville	36.28%	Acushnet	34.85%	Wilbraham	33.27%	Cummington	29.73%	Bay, McKnight, Old,	
Weston	39.53%	Northampton	37.59%	Rochester	36.24%	Williamsburg	34.84%	Southampton	33.17%	Goshen	29.73%	Upper Hill	33.76%
Shelburne	39.51%	Natick	37.58%	Marlborough	36.23%	Sudbury	34.81%	Norfolk	33.13%	Plainfield	29.73%		
Lynn	39.51%	Lexington	37.58%	Ashland	36.22%	West Stockbridge	34.63%	Monson	33.06%	New Marlborough	29.68%	<b>Worcester</b>	
Wellesley	39.44%	Eastham	37.46%	Amesbury	36.22%	Milton	34.60%	Lawrence	33.06%	Sandisfield	29.68%	East Worcester	42.76%
Cambridge	39.33%	Sharon	37.42%	Bedford	36.19%	Montgomery	34.59%	Dudley	32.82%	Becket	29.56%	Downtown	42.41%
Brookline	39.28%	Rowley	37.41%	Berlin	36.19%	Westfield	34.59%	Dracut	32.80%	Washington	29.56%	Central City	40.49%
Nahant	39.26%	Hamilton	37.41%	Athol	36.12%	Holyoke	34.58%	West Springfield	32.79%	Wrentham	29.51%	North Worcester	39.18%
Provincetown	39.19%	Harwich	37.41%	Petersham	36.12%	Uxbridge	34.57%	Ware	32.76%	Groton	29.08%	South Worcester	38.03%
Watertown	39.16%	Pembroke	37.40%	Phillipston	36.12%	Agawam	34.56%	Hubbardston	32.75%	Littleton	28.98%	West Worcester	37.88%
Westwood	39.14%	Bellingham	37.39%	Berkley	36.12%	Hopkinton	34.55%	Templeton	32.75%	Pepperell	28.83%		
Somerville	39.14%	Brockton	37.39%	Dover	36.10%	Westminster	34.54%	Ayer	32.61%	West Newbury	28.44%		
Everett	39.08%	Clinton	37.36%	Deerfield	36.08%	Adams	34.52%	Belchertown	32.59%	Bolton	28.43%		
Middleborough	39.05%	Rockport	37.34%	Whately	36.08%	Stow	34.45%	Mendon	32.58%	Huntington	28.41%		
Barre	38.98%	Scituate	37.28%	Westport	36.05%	Newbury	34.45%	Millville	32.58%	Boxborough	28.06%		
Swampscott	38.92%	Paxton	37.27%	Upton	36.04%	Malden	34.41%	Lowell	32.46%	Hinsdale	27.53%		
Chilmark	38.87%	Essex	37.25%	Southborough	36.02%	Blackstone	34.39%	Stockbridge	32.43%	Peru	27.53%		
Aquinnah	38.87%	Concord	37.24%	Sterling	35.98%	Palmer	34.39%	Tynasborough	32.40%	Richmond	27.52%		

Questions ?

Beth.dugan@umb.edu