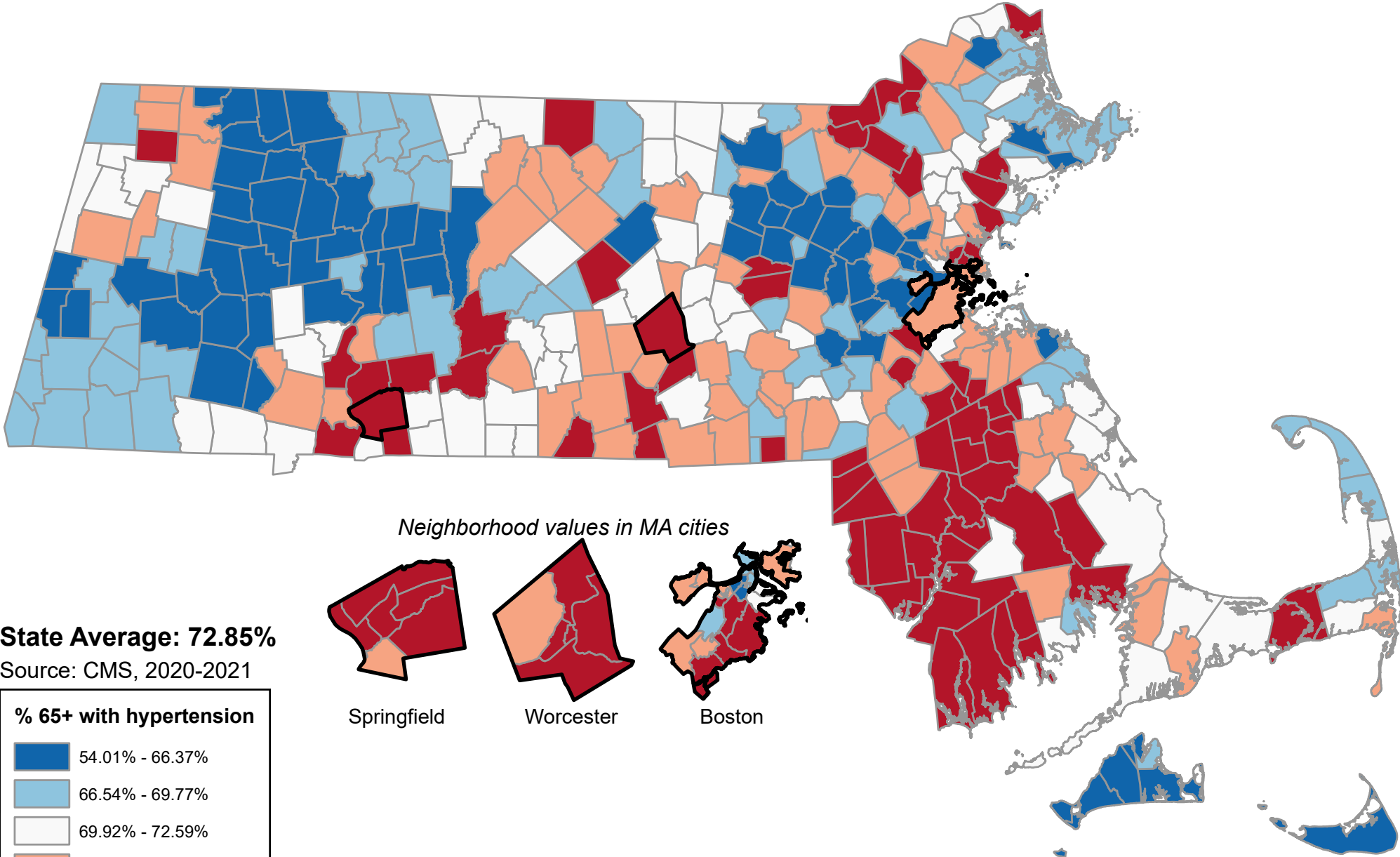







Percentage of Medicare Beneficiaries Age 65+ Years with Hypertension



State Average: 72.85%  
Source: CMS, 2020-2021

% 65+ with hypertension	
	54.01% - 66.37%
	66.54% - 69.77%
	69.92% - 72.59%
	72.70% - 75.11%
	75.17% - 84.46%

## Percentage of Medicare Beneficiaries Age 65+ Years with Hypertension

Abington	76.55%	Chester	64.69%	Hadley	65.44%	Medfield	67.75%	Peru	69.31%	Swampscott	68.61%	Worthington	58.34%
Acton	63.04%	Chesterfield	58.34%	Halifax	73.20%	Medford	75.06%	Petersham	73.80%	Swansea	79.74%	Wrentham	68.09%
Acushnet	77.82%	Chicopee	77.50%	Hamilton	65.17%	Medway	72.17%	Phillipston	73.80%	Taunton	80.23%	Yarmouth	76.52%
Adams	76.15%	Chilmark	54.38%	Hampden	71.90%	Melrose	72.22%	Pittsfield	73.28%	Templeton	73.16%		
Aqawam	76.26%	Clarksburg	75.11%	Hancock	70.20%	Mendon	68.61%	Plainfield	57.96%	Tewksbury	76.48%	<b>Boston</b>	
Alford	67.21%	Clinton	74.00%	Hanover	72.37%	Merrimac	71.25%	Plainville	76.39%	Tisbury	63.53%	Allston	74.61%
Amesbury	71.57%	Cohasset	66.37%	Hanson	73.17%	Methuen	77.09%	Plymouth	72.37%	Tolland	72.53%	Back Bay	61.78%
Amherst	58.32%	Colrain	65.24%	Hardwick	67.85%	Middleborough	77.70%	Plympton	72.15%	Topsfield	69.95%	Beacon Hill	61.78%
Andover	67.34%	Concord	60.69%	Harvard	60.96%	Middlefield	58.34%	Princeton	63.79%	Townsend	70.68%	Brighton	74.61%
Arlington	65.67%	Conway	59.20%	Harwich	71.99%	Middleton	70.41%	Provincetown	67.02%	Truro	67.67%	Charlestown	67.52%
Ashburnham	68.29%	Cumington	57.96%	Hatfield	66.54%	Milford	74.86%	Quincy	73.80%	Tyngsborough	74.64%	Chinatown	67.62%
Ashby	70.68%	Dalton	72.70%	Haverhill	75.01%	Millbury	77.83%	Randolph	78.68%	Tyringham	66.74%	Dorchester	79.14%
Ashfield	59.20%	Danvers	75.55%	Hawley	65.24%	Millis	69.74%	Raynham	78.66%	Upton	69.40%	Downtown	67.62%
Ashland	72.27%	Dartmouth	75.37%	Heath	65.24%	Millville	68.61%	Reading	70.25%	Uxbridge	73.40%	East Boston	74.91%
Athol	73.80%	Dedham	75.60%	Hingham	73.37%	Milton	72.36%	Rehoboth	75.29%	Wakefield	72.44%	Fenway	73.96%
Attleboro	77.49%	Deerfield	66.03%	Hinsdale	69.31%	Monroe	65.24%	Revere	77.09%	Wales	72.21%	Hyde Park	77.84%
Auburn	75.08%	Dennis	75.49%	Holbrook	76.76%	Monson	72.37%	Richmond	62.10%	Walpole	74.07%	Jamaica Plain	67.58%
Avon	78.56%	Dighton	77.87%	Holden	71.25%	Montague	68.88%	Rochester	74.06%	Waltham	73.22%	Longwood	73.96%
Ayer	73.89%	Douglas	73.51%	Holland	72.21%	Monterey	66.74%	Rockland	77.04%	Ware	77.09%	Mattapan	81.28%
Barnstable	72.27%	Dover	66.21%	Holliston	69.77%	Montgomery	73.85%	Rockport	67.09%	Wareham	76.89%	Mission Hill	78.74%
Barre	72.56%	Dracut	76.99%	Holyoke	77.92%	Mount Washington	69.25%	Rowe	65.24%	Warren	74.66%	North End	67.62%
Becket	60.06%	Dudley	74.70%	Hopedale	74.89%	Nahant	65.77%	Rowley	71.95%	Warwick	70.59%	Roslindale	74.22%
Bedford	67.49%	Dunstable	69.22%	Hopkinton	72.88%	Nantucket	63.54%	Royalston	70.59%	Washington	60.06%	Roxbury	81.07%
Belchertown	68.15%	Duxbury	69.96%	Hubbardston	73.16%	Natick	69.58%	Russell	64.69%	Watertown	67.97%	South Boston	70.11%
Bellingham	74.24%	East Bridgewater	76.50%	Hudson	76.41%	Needham	68.20%	Rutland	75.67%	Wayland	64.65%	South Boston Waterfront	70.11%
Belmont	63.91%	East Brookfield	70.48%	Hull	68.02%	New Ashford	70.20%	Salem	70.15%	Webster	77.06%	South End	66.13%
Berkley	77.95%	East Longmeadow	75.82%	Huntington	64.95%	New Bedford	80.87%	Salisbury	76.49%	Wellesley	66.34%	West End	67.62%
Berlin	74.04%	Eastham	70.75%	Ipswich	67.47%	New Braintree	67.85%	Sandisfield	67.47%	Wellfleet	68.50%	West Roxbury	73.19%
Bernardston	66.59%	Easthampton	70.50%	Kingston	73.44%	New Marlborough	67.47%	Sandwich	71.43%	Wendell	66.61%		
Beverly	71.68%	Easton	75.72%	Lakeville	72.37%	New Salem	57.43%	Sauquo	74.93%	Wenham	66.78%	<b>Springfield</b>	
BillERICA	73.54%	Edgartown	66.04%	Lancaster	71.49%	Newbury	69.60%	Savoy	75.11%	West Boylston	73.29%	Bay, McKnight, Old,	81.52%
Blackstone	79.84%	Egremont	69.25%	Lanesborough	70.20%	Newburyport	66.97%	Scituate	69.41%	West Bridgewater	78.54%	Upper Hill	
Blandford	64.69%	Erving	66.61%	Lawrence	79.86%	Newton	64.21%	Seekonk	77.12%	West Brookfield	71.59%	6 Cor Memo Metro	79.90%
Bolton	61.93%	Essex	67.03%	Lee	68.59%	Norfolk	70.01%	Sharon	69.48%	West Newbury	63.65%	Brightwood S	
Boston	73.56%	Everett	76.51%	Leicester	74.34%	North Adams	75.11%	Sheffield	69.25%	West Springfield	73.80%	E Springfield Indian	79.12%
Bourne	74.87%	Fairhaven	78.50%	Lenox	67.07%	North Andover	74.44%	Shelburne	61.68%	West Stockbridge	61.60%	Liberty	
Boxborough	61.16%	Fall River	84.46%	Leominster	74.65%	North Attleborough	75.32%	Sherborn	66.37%	West Tisbury	54.38%	Pine Point Boston	80.40%
Boxford	67.26%	Falmouth	72.53%	Leverett	57.43%	North Brookfield	70.48%	Shirley	69.36%	Westborough	71.81%	Rd	
Boylston	71.12%	Fitchburg	70.74%	Lexington	64.46%	North Reading	72.59%	Shrewsbury	71.94%	Westfield	73.85%	E Forest Park 16	77.77%
Braintree	74.74%	Florida	75.11%	Leyden	66.59%	Northampton	59.92%	Shutesbury	57.43%	Westford	66.73%	Acre	
Brewster	69.41%	Foxborough	74.86%	Lincoln	60.34%	Northborough	70.30%	Somerset	84.08%	Westhampton	70.50%	Forest Park	73.29%
Bridgewater	76.63%	Framingham	73.07%	Littleton	65.18%	Northbridge	73.64%	Somerville	70.54%	Westminster	67.72%		
Brimfield	72.21%	Franklin	73.95%	Longmeadow	72.33%	Northfield	66.61%	South Hadley	74.45%	Weston	62.93%		
Brockton	81.16%	Freetown	76.35%	Lowell	77.59%	Norton	74.78%	Southampton	71.50%	Westport	76.94%	<b>Worcester</b>	
Brookfield	70.48%	Gardner	73.89%	Ludlow	75.97%	Norwell	69.65%	Southborough	68.42%	Westwood	73.19%	Downtown	79.30%
Brookline	65.22%	Aquinnah	54.38%	Lunenburg	71.81%	Norwood	76.07%	Southbridge	77.87%	Weymouth	73.77%	Central City	76.41%
Buckland	59.20%	Georgetown	68.90%	Lynn	77.00%	Oak Bluffs	68.12%	Southwick	72.53%	Whately	66.03%	East Worcester	77.93%
Burlington	74.97%	Gill	66.61%	Lynnfield	70.61%	Oakham	67.85%	Spencer	74.47%	Whitman	75.54%	North Worcester	75.38%
Cambridge	61.70%	Gloucester	69.22%	Malden	74.95%	Orange	70.59%	Springfield	78.39%	Wilbraham	72.35%	South Worcester	77.76%
Canton	74.65%	Goshen	57.96%	Manchester	64.90%	Orleans	67.99%	Sterling	70.53%	Williamsburg	60.17%	West Worcester	74.16%
Carlsle	54.01%	Gosnold	72.53%	Mansfield	73.60%	Otis	66.74%	Stockbridge	58.90%	Williamstown	67.79%		
Carver	76.44%	Grafton	72.88%	Marblehead	67.42%	Oxford	75.17%	Stoneham	73.44%	Wilmington	75.17%		
Charlemont	65.24%	Granby	69.50%	Marion	68.74%	Palmer	78.07%	Stoughton	76.93%	Winchendon	76.40%		
Charlton	73.38%	Granville	72.53%	Marlborough	75.27%	Paxton	70.18%	Stow	64.90%	Winchester	64.95%		
Chatham	72.77%	Great Barrington	67.21%	Marshfield	71.59%	Peabody	77.89%	Sturbridge	74.25%	Windsor	71.42%		
Chelmsford	73.88%	Greenfield	69.69%	Mashpee	74.56%	Pelham	58.32%	Sudbury	64.03%	Winthrop	74.13%		
Chelsea	77.51%	Groton	64.97%	Mattapoisett	72.53%	Pembroke	73.83%	Sunderland	57.43%	Woburn	74.75%		
Cheshire	71.42%	Groveland	73.86%	Maynard	66.85%	Pepperell	70.19%	Sutton	69.92%	Worcester	76.06%		



## Percentage of Medicare Beneficiaries Age 65+ Years with Hypertension (Ranked)

Fall River	84.46%	Rutland	75.67%	Weymouth	73.77%	Southampton	71.50%	Mendon	68.61%	Charlemont	65.24%	Aquinnah	54.38%
Somerset	84.08%	Dedham	75.60%	Northbridge	73.64%	Lancaster	71.49%	Millville	68.61%	Colrain	65.24%	West Tisbury	54.38%
Brockton	81.16%	Danvers	75.55%	Mansfield	73.60%	Sandwich	71.43%	Swampscott	68.61%	Hawley	65.24%	Carlisle	54.01%
New Bedford	80.87%	Whitman	75.54%	Boston	73.56%	Cheshire	71.42%	Lee	68.59%	Heath	65.24%		
Taunton	80.23%	Dennis	75.49%	Billerica	73.54%	Windsor	71.42%	Wellfleet	68.50%	Monroe	65.24%	<b>Boston</b>	
Lawrence	79.86%	Dartmouth	75.37%	Douglas	73.51%	Merrimac	71.25%	Southborough	68.42%	Rowe	65.24%	Mattapan	81.28%
Blackstone	79.84%	North Attleborough	75.32%	Kingston	73.44%	Holden	71.25%	Ashburnham	68.29%	Brookline	65.22%	Roxbury	81.07%
Swansea	79.74%	Rehoboth	75.29%	Stoneham	73.44%	Boylston	71.12%	Needham	68.20%	Littleton	65.18%	Dorchester	79.14%
Randolph	78.68%	Marlborough	75.27%	Uxbridge	73.40%	Eastham	70.75%	Belchertown	68.15%	Hamilton	65.17%	Mission Hill	78.74%
Raynham	78.66%	Oxford	75.17%	Charlton	73.38%	Fitchburg	70.74%	Oak Bluffs	68.12%	Groton	64.97%	Hyde Park	77.84%
Avon	78.56%	Wilmington	75.17%	Hingham	73.37%	Ashby	70.68%	Wrentham	68.09%	Huntington	64.95%	East Boston	74.91%
West Bridgewater	78.54%	Clarksburg	75.11%	West Boylston	73.29%	Townsend	70.68%	Hull	68.02%	Winchester	64.95%	Allston	74.61%
Fairhaven	78.50%	Florida	75.11%	Pittsfield	73.28%	Lynnfield	70.61%	Orleans	67.99%	Stow	64.90%	Brighton	74.61%
Springfield	78.39%	North Adams	75.11%	Waltham	73.22%	Orange	70.59%	Watertown	67.97%	Manchester	64.90%	Roslindale	74.22%
Palmer	78.07%	Savoy	75.11%	Halifax	73.20%	Royalston	70.59%	Hardwick	67.85%	Blandford	64.69%	Fenway	73.96%
Berkley	77.95%	Auburn	75.08%	Westwood	73.19%	Warwick	70.59%	New Braintree	67.85%	Chester	64.69%	Longwood	73.96%
Holyoke	77.92%	Medford	75.06%	Hanson	73.17%	Somerville	70.54%	Oakham	67.85%	Russell	64.69%	West Roxbury	73.19%
Peabody	77.89%	Haverhill	75.01%	Hubbardston	73.16%	Sterling	70.53%	Williamstown	67.79%	Wayland	64.65%	South Boston	70.11%
Southbridge	77.87%	Burlington	74.97%	Templeton	73.16%	Easthampton	70.50%	Medfield	67.75%	Lexington	64.46%	South Boston Waterfront	70.11%
Dighton	77.87%	Malden	74.95%	Framingham	73.07%	Westhampton	70.50%	Westminster	67.72%	Newton	64.21%	Chinatown	67.62%
Millbury	77.83%	Saugus	74.93%	Grafton	72.88%	Brookfield	70.48%	Truro	67.67%	Sudbury	64.03%	Downtown	67.62%
Acushnet	77.82%	Hopedale	74.89%	Hopkinton	72.88%	East Brookfield	70.48%	Bedford	67.49%	Belmont	63.91%	North End	67.62%
Middleborough	77.70%	Bourne	74.87%	Chatham	72.77%	North Brookfield	70.48%	New Marlborough	67.47%	Princeton	63.79%	West End	67.62%
Lowell	77.59%	Foxborough	74.86%	Dalton	72.70%	Middleton	70.41%	Sandisfield	67.47%	West Newbury	63.65%	Jamaica Plain	67.58%
Chelsea	77.51%	Milford	74.86%	North Reading	72.59%	Northborough	70.30%	Ipswich	67.47%	Nantucket	63.54%	Charlestown	67.52%
Chicopee	77.50%	Norton	74.78%	Barre	72.56%	Reading	70.25%	Marblehead	67.42%	Tisbury	63.53%	South End	66.13%
Attleboro	77.49%	Woburn	74.75%	Mattapoisett	72.53%	Hancock	70.20%	Andover	67.34%	Acton	63.04%	Back Bay	61.78%
Seekonk	77.12%	Braintree	74.74%	Granville	72.53%	Lanesborough	70.20%	Boxford	67.26%	Weston	62.93%	Beacon Hill	61.78%
Revere	77.09%	Dudley	74.70%	Southwick	72.53%	New Ashford	70.20%	Alford	67.21%	Richmond	62.10%		
Ware	77.09%	Warren	74.66%	Tolland	72.53%	Pepperell	70.19%	Great Barrington	67.21%	Bolton	61.93%	<b>Springfield</b>	
Methuen	77.09%	Leominster	74.65%	Falmouth	72.53%	Paxton	70.18%	Rockport	67.09%	Cambridge	61.70%	Bay, McKnight, Old,	81.52%
Webster	77.06%	Canton	74.65%	Gosnold	72.53%	Salem	70.15%	Lenox	67.07%	Shelburne	61.68%	Upper Hill	
Rockland	77.04%	Tynsborough	74.64%	Wakefield	72.44%	Norfolk	70.01%	Essex	67.03%	West Stockbridge	61.60%	Pine Point Boston	
Lynn	77.00%	Mashpee	74.56%	Monson	72.37%	Duxbury	69.96%	Provincetown	67.02%	Boxborough	61.16%	Rd	80.40%
Dracut	76.99%	Spencer	74.47%	Lakeville	72.37%	Topsfield	69.95%	Newburyport	66.97%	Harvard	60.96%	6 Cor Memo Metro	79.90%
Westport	76.94%	South Hadley	74.45%	Hanover	72.37%	Sutton	69.92%	Maynard	66.85%	Concord	60.69%	Brightwood So	
Stoughton	76.93%	North Andover	74.44%	Plymouth	72.37%	Holliston	69.77%	Wenham	66.78%	Lincoln	60.34%	E Springfield Indian	79.12%
Wareham	76.89%	Leicester	74.34%	Milton	72.36%	Millis	69.74%	Monterey	66.74%	Williamsburg	60.17%	Liberty	
Holbrook	76.76%	Sturbridge	74.25%	Wilbraham	72.35%	Greenfield	69.69%	Otis	66.74%	Becket	60.06%	E Forest Park 16	77.77%
Bridgewater	76.63%	Bellingham	74.24%	Longmeadow	72.33%	Norwell	69.65%	Tyringham	66.74%	Washington	60.06%	Acre	
Abington	76.55%	Winthrop	74.13%	Ashland	72.27%	Newbury	69.60%	Westford	66.73%	Northampton	59.92%	Forest Park	73.29%
Yarmouth	76.52%	Walpole	74.07%	Barnstable	72.27%	Natick	69.58%	Erving	66.61%	Ashfield	59.20%		
Everett	76.51%	Rochester	74.06%	Melrose	72.22%	Granby	69.50%	Gill	66.61%	Buckland	59.20%		
East Bridgewater	76.50%	Berlin	74.04%	Brimfield	72.21%	Sharon	69.48%	Northfield	66.61%	Conway	59.20%	<b>Worcester</b>	
Salisbury	76.49%	Clinton	74.00%	Holland	72.21%	Scituate	69.41%	Wendell	66.61%	Stockbridge	58.90%	Downtown	79.30%
Tewksbury	76.48%	Franklin	73.95%	Wales	72.21%	Brewster	69.41%	Bernardston	66.59%	Chesterfield	58.34%	East Worcester	77.93%
Carver	76.44%	Gardner	73.89%	Medway	72.17%	Upton	69.40%	Leyden	66.59%	Middlefield	58.34%	South Worcester	77.76%
Hudson	76.41%	Ayer	73.89%	Plympton	72.15%	Shirley	69.36%	Hatfield	66.54%	Worthington	58.34%	Central City	76.41%
Winchendon	76.40%	Chelmsford	73.88%	Harwich	71.99%	Hinsdale	69.31%	Cohasset	66.37%	Amherst	58.32%	North Worcester	75.38%
Plainville	76.39%	Groveland	73.86%	Rowley	71.95%	Peru	69.31%	Sherborn	66.37%	Pelham	58.32%	West Worcester	74.16%
Freetown	76.35%	Montgomery	73.85%	Shrewsbury	71.94%	Egremont	69.25%	Wellesley	66.34%	Cumington	57.96%		
Agawam	76.26%	Westfield	73.85%	Hampden	71.90%	Mount Washington	69.25%	Dover	66.21%	Goshen	57.96%		
Adams	76.15%	Pembroke	73.83%	Westborough	71.81%	Sheffield	69.25%	Edgartown	66.04%	Plainfield	57.96%		
Norwood	76.07%	Quincy	73.80%	Lunenburg	71.81%	Gloucester	69.22%	Deerfield	66.03%	Leverett	57.43%		
Worcester	76.06%	West Springfield	73.80%	Beverly	71.68%	Dunstable	69.22%	Whately	66.03%	New Salem	57.43%		
Ludlow	75.97%	Athol	73.80%	Marshfield	71.59%	Georgetown	68.90%	Nahant	65.77%	Shutesbury	57.43%		
East Longmeadow	75.82%	Petersham	73.80%	West Brookfield	71.59%	Montague	68.88%	Arlington	65.67%	Sunderland	57.43%		
Easton	75.72%	Phillipston	73.80%	Amesbury	71.57%	Marion	68.74%	Hadley	65.44%	Chilmark	54.38%		