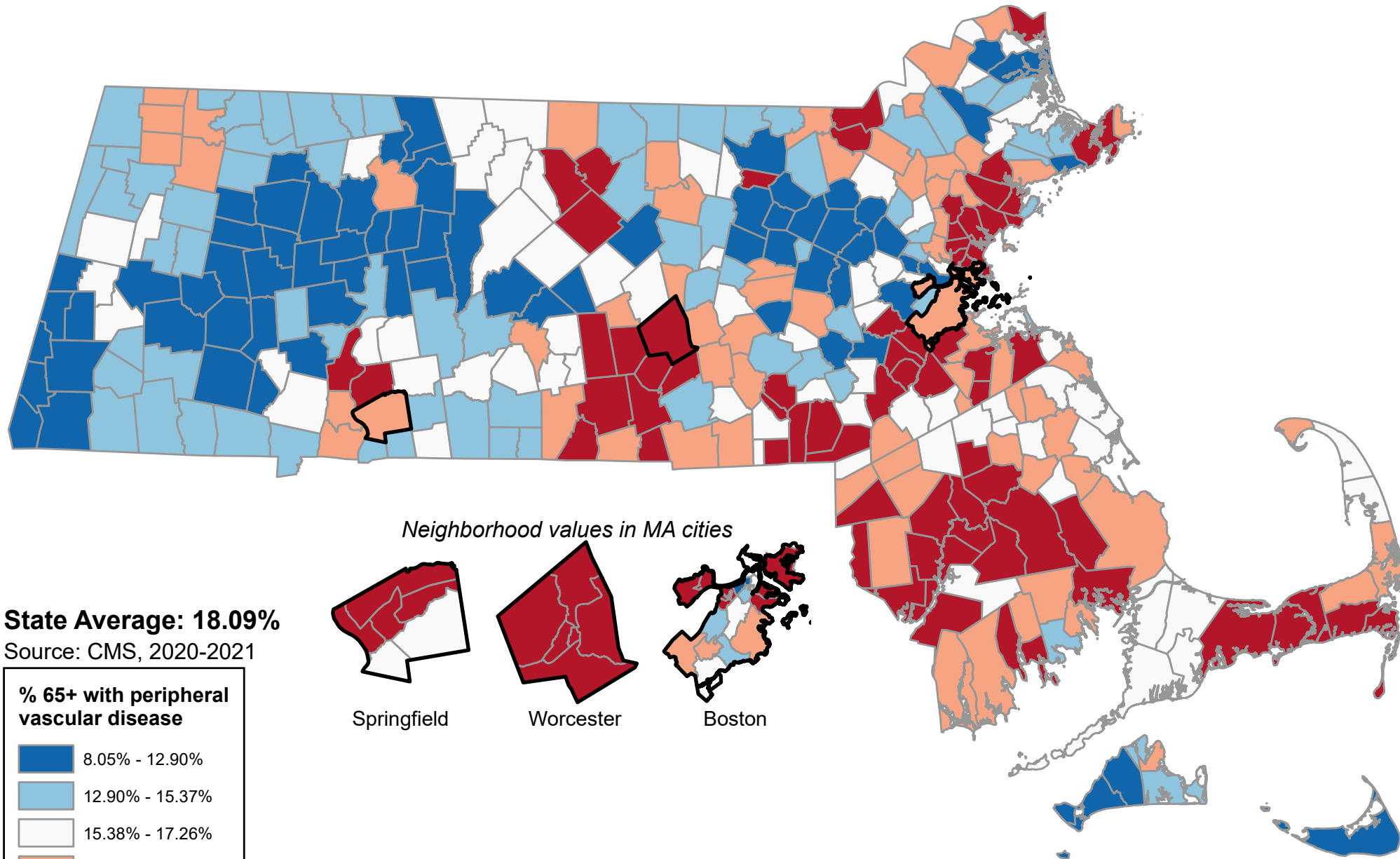
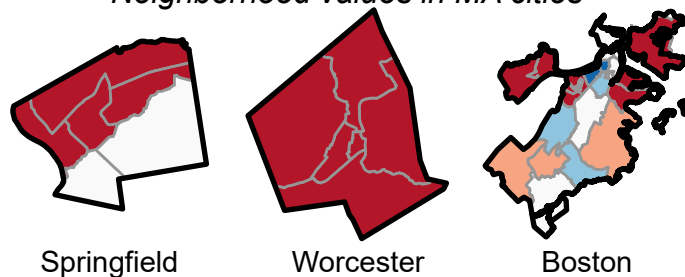


Percentage of Medicare Beneficiaries Age 65+ Years with Peripheral Vascular Disease



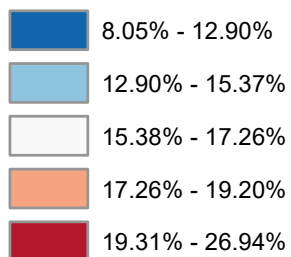
Neighborhood values in MA cities



State Average: 18.09%

Source: CMS, 2020-2021

**% 65+ with peripheral
vascular disease**



Percentage of Medicare Beneficiaries Age 65+ Years with Peripheral Vascular Disease

Abington	15.70%	Chester	12.83%	Hadley	12.95%	Medfield	15.92%	Peru	14.06%	Swampscott	19.40%	Worthington	9.29%
Acton	10.95%	Chesterfield	9.29%	Halifax	18.12%	Medford	18.94%	Petersham	16.87%	Swansea	24.66%	Wrentham	20.46%
Acushnet	18.39%	Chicopee	20.38%	Hamilton	13.03%	Medway	16.51%	Phillipston	16.87%	Taunton	25.37%	Yarmouth	23.72%
Adams	17.89%	Chilmark	11.63%	Hampden	16.75%	Melrose	19.31%	Pittsfield	17.07%	Templeton	19.50%		
Aqawam	18.64%	Clarksburg	18.39%	Hancock	12.90%	Mendon	16.26%	Plainfield	10.15%	Tewksbury	18.81%	Boston	
Alford	11.45%	Clinton	16.51%	Hanover	17.78%	Merrimac	16.28%	Plainville	17.23%	Tisbury	14.07%	Allston	22.13%
Amesbury	18.52%	Cohasset	15.97%	Hanson	16.25%	Methuen	15.38%	Plymouth	18.86%	Tolland	14.48%	Back Bay	11.17%
Amherst	10.32%	Colrain	15.30%	Hardwick	11.82%	Middleborough	26.85%	Plympton	15.93%	Topsfield	16.85%	Beacon Hill	11.17%
Andover	13.12%	Concord	11.69%	Harvard	11.03%	Middlefield	9.29%	Princeton	10.92%	Townsend	14.37%	Brighton	22.13%
Arlington	13.82%	Conway	8.56%	Harwich	21.49%	Middleton	19.06%	Provincetown	18.26%	Truro	15.44%	Charlestown	16.87%
Ashburnham	13.60%	Cummington	10.15%	Hatfield	12.50%	Milford	21.20%	Quincy	17.91%	Tyngsborough	19.03%	Chinatown	16.97%
Ashby	14.37%	Dalton	16.88%	Haverhill	18.93%	Millbury	22.11%	Randolph	18.57%	Tyringham	13.42%	Dorchester	17.48%
Ashfield	8.56%	Danvers	21.72%	Hawley	15.30%	Millis	14.15%	Raynham	21.73%	Upton	18.34%	Downtown	16.97%
Ashland	16.74%	Dartmouth	17.34%	Heath	15.30%	Millville	16.26%	Reading	17.41%	Uxbridge	18.38%	East Boston	22.79%
Athol	16.87%	Dedham	24.60%	Hingham	20.50%	Milton	21.38%	Rehoboth	17.57%	Wakefield	19.89%	Fenway	19.66%
Attleboro	21.16%	Deerfield	12.69%	Hinsdale	14.06%	Monroe	15.30%	Revere	23.25%	Wales	13.51%	Hyde Park	16.54%
Auburn	23.34%	Dennis	23.30%	Holbrook	19.42%	Monson	15.13%	Richmond	9.02%	Walpole	20.35%	Jamaica Plain	14.26%
Avon	17.73%	Dighton	23.24%	Holden	16.82%	Montague	18.40%	Rochester	18.13%	Waltham	17.05%	Longwood	19.66%
Ayer	19.93%	Douglas	17.48%	Holland	13.51%	Monterey	13.42%	Rockland	19.14%	Ware	14.92%	Mattapan	14.57%
Barnstable	20.64%	Dover	11.84%	Holliston	14.38%	Montgomery	15.60%	Rockport	18.66%	Wareham	21.88%	Mission Hill	24.29%
Barre	15.97%	Dracut	19.37%	Holyoke	19.97%	Mount Washington	10.25%	Rowe	15.30%	Warren	16.57%	North End	16.97%
Becket	11.49%	Dudley	17.49%	Hopedale	25.73%	Nahant	18.19%	Rowley	12.99%	Warwick	16.89%	Roslindale	18.70%
Bedford	12.50%	Dunstable	15.12%	Hopkinton	14.93%	Nantucket	10.91%	Royalston	16.89%	Washington	11.49%	Roxbury	16.01%
Belchertown	14.13%	Duxbury	15.58%	Hubbardston	19.50%	Natick	14.92%	Russell	12.83%	Watertown	16.72%	South Boston	19.50%
Bellingham	21.43%	East Bridgewater	19.20%	Hudson	17.55%	Needham	20.17%	Rutland	17.10%	Wayland	11.85%	South Boston Waterfront	19.50%
Belmont	11.10%	East Brookfield	17.20%	Hull	14.99%	New Ashford	12.90%	Salem	21.16%	Webster	22.77%	South End	13.76%
Berkley	23.43%	East Longmeadow	15.03%	Huntington	11.03%	New Bedford	21.73%	Salisbury	19.99%	Wellesley	17.01%	West End	16.97%
Berlin	13.32%	Eastham	17.51%	Ipswich	15.80%	New Braintree	11.82%	Sandisfield	13.78%	Wellfleet	17.13%	West Roxbury	17.63%
Bernardston	13.10%	Easthampton	12.96%	Kingston	19.03%	New Marlborough	13.78%	Sandwich	16.58%	Wendell	11.75%		
Beverly	17.48%	Easton	16.79%	Lakeville	20.78%	New Salem	8.34%	Saugus	21.32%	Wenham	13.61%	Springfield	
BillERICA	17.13%	Edgartown	14.17%	Lancaster	14.92%	Newbury	12.85%	Savoy	18.39%	West Boylston	19.06%	Bay, McKnight, Old,	22.42%
Blackstone	24.20%	Egremont	10.25%	Lanesborough	12.90%	Newburyport	15.53%	Scituate	17.38%	West Bridgewater	19.84%	Upper Hill	
Blandford	12.83%	Erving	11.75%	Lawrence	18.29%	Newton	12.66%	Seekonk	21.74%	West Brookfield	18.83%	6 Cor Memo Metro	21.03%
Bolton	11.58%	Essex	12.91%	Lee	15.38%	Norfolk	16.65%	Sharon	16.46%	West Newbury	10.88%	Brightwood S	
Boston	17.41%	Everett	21.89%	Leicester	21.92%	North Adams	18.39%	Sheffield	10.25%	West Springfield	17.60%	E Springfield Indian	21.55%
Bourne	16.44%	Fairhaven	20.80%	Lenox	16.11%	North Andover	15.00%	Shelburne	13.56%	West Stockbridge	10.68%	Liberty	
Boxborough	8.05%	Fall River	26.94%	Leominster	18.01%	North Attleborough	17.52%	Sherborn	9.91%	West Tisbury	11.63%	Pine Point Boston	19.51%
Boxford	11.98%	Falmouth	16.51%	Leverett	8.34%	North Brookfield	17.20%	Shirley	16.22%	Westborough	17.26%	Rd	
Boylston	15.29%	Fitchburg	18.60%	Lexington	12.48%	North Reading	17.40%	Shrewsbury	17.76%	Westfield	15.60%	E Forest Park 16	16.89%
Braintree	19.80%	Florida	18.39%	Leyden	13.10%	Northampton	11.96%	Shutesbury	8.34%	Westford	13.90%	Acre	
Brewster	18.57%	Foxborough	18.13%	Lincoln	11.83%	Northborough	16.50%	Somerset	23.92%	Westhampton	12.96%	Forest Park	16.24%
Bridgewater	20.48%	Framingham	17.58%	Littleton	12.73%	Northbridge	17.26%	Somerville	16.80%	Westminster	15.02%		
Brimfield	13.51%	Franklin	22.31%	Longmeadow	13.49%	Northfield	11.75%	South Hadley	16.45%	Weston	16.09%		
Brockton	16.78%	Freetown	15.68%	Lowell	20.84%	Norton	17.83%	Southampton	11.80%	Westport	19.20%	Worcester	
Brookfield	17.20%	Gardner	20.82%	Ludlow	17.18%	Norwell	16.98%	Southborough	12.83%	Westwood	23.70%	Downtown	23.18%
Brookline	13.15%	Aquinnah	11.63%	Lunenburg	15.78%	Norwood	25.37%	Southbridge	21.08%	Weymouth	18.67%	Central City	20.88%
Buckland	8.56%	Georgetown	14.53%	Lynn	25.27%	Oak Bluffs	18.09%	Southwick	14.48%	Whately	12.69%	East Worcester	24.54%
Burlington	14.98%	Gill	11.75%	Lynnfield	19.08%	Oakham	11.82%	Spencer	20.79%	Whitman	15.59%	North Worcester	23.17%
Cambridge	12.41%	Gloucester	19.37%	Malden	22.21%	Orange	16.89%	Springfield	19.07%	Wilbraham	13.90%	South Worcester	25.47%
Canton	20.18%	Goshen	10.15%	Manchester	11.21%	Orleans	18.90%	Sterling	15.37%	Williamsburg	8.21%	West Worcester	20.80%
Carlisle	8.10%	Gosnold	16.51%	Mansfield	18.54%	Otis	13.42%	Stockbridge	8.47%	Williamstown	15.16%		
Carver	20.63%	Grafton	18.88%	Marblehead	15.34%	Oxford	21.56%	Stoneham	17.83%	Wilmington	18.40%		
Charlemont	15.30%	Granby	16.18%	Marion	18.61%	Palmer	15.48%	Stoughton	16.99%	Winchendon	18.45%		
Charlton	21.27%	Granville	14.48%	Marlborough	19.02%	Paxton	17.44%	Stow	12.49%	Winchester	14.09%		
Chatham	20.35%	Great Barrington	11.45%	Marshfield	16.64%	Peabody	23.76%	Sturbridge	17.90%	Windsor	13.65%		
Chelmsford	17.85%	Greenfield	16.37%	Mashpee	17.20%	Pelham	10.32%	Sudbury	11.44%	Winthrop	23.29%		
Chelsea	23.15%	Groton	12.90%	Mattapoisett	15.30%	Pembroke	18.51%	Sunderland	8.34%	Woburn	16.44%		
Cheshire	13.65%	Groveland	16.85%	Maynard	14.44%	Pepperell	13.20%	Sutton	14.33%	Worcester	22.83%		



Percentage of Medicare Beneficiaries Age 65+ Years with Peripheral Vascular Disease (Ranked)

Fall River	26.94%	Holyoke	19.97%	Sturbridge	17.90%	Warren	16.57%	Georgetown	14.53%	Hatfield	12.50%	Williamsburg	8.21%
Middleborough	26.85%	Ayer	19.93%	Adams	17.89%	Clinton	16.51%	Granville	14.48%	Bedford	12.50%	Carlisle	8.10%
Hopedale	25.73%	Wakefield	19.89%	Chelmsford	17.85%	Falmouth	16.51%	Southwick	14.48%	Stow	12.49%	Boxborough	8.05%
Taunton	25.37%	West Bridgewater	19.84%	Norton	17.83%	Gosnold	16.51%	Tolland	14.48%	Lexington	12.48%		
Norwood	25.37%	Braintree	19.80%	Stoneham	17.83%	Medway	16.51%	Maynard	14.44%	Cambridge	12.41%	Boston	
Lynn	25.27%	Hubbardston	19.50%	Hanover	17.78%	Northborough	16.50%	Holliston	14.38%	Boxford	11.98%	Mission Hill	24.29%
Swansea	24.66%	Templeton	19.50%	Shrewsbury	17.76%	Sharon	16.46%	Ashby	14.37%	Northampton	11.96%	East Boston	22.79%
Dedham	24.60%	Holbrook	19.42%	Avon	17.73%	South Hadley	16.45%	Townsend	14.37%	Wayland	11.85%	Allston	22.13%
Blackstone	24.20%	Swampscott	19.40%	West Springfield	17.60%	Bourne	16.44%	Sutton	14.33%	Dover	11.84%	Brighton	22.13%
Somerset	23.92%	Gloucester	19.37%	Framingham	17.58%	Woburn	16.44%	Edgartown	14.17%	Lincoln	11.83%	Fenway	19.66%
Peabody	23.76%	Dracut	19.37%	Rehoboth	17.57%	Greenfield	16.37%	Millis	14.15%	Hardwick	11.82%	Longwood	19.66%
Yarmouth	23.72%	Melrose	19.31%	Hudson	17.55%	Merrimac	16.28%	Belchertown	14.13%	New Braintree	11.82%	South Boston	19.50%
Westwood	23.70%	East Bridgewater	19.20%	North Attleborough	17.52%	Mendon	16.26%	Winchester	14.09%	Oakham	11.82%	South Boston Waterfront	19.50%
Berkley	23.43%	Westport	19.20%	Eastham	17.51%	Millville	16.26%	Tisbury	14.07%	Southampton	11.80%	Roslindale	18.70%
Auburn	23.34%	Rockland	19.14%	Dudley	17.49%	Hanson	16.25%	Hinsdale	14.06%	Erving	11.75%	West Roxbury	17.63%
Dennis	23.30%	Lynnfield	19.08%	Douglas	17.48%	Shirley	16.22%	Peru	14.06%	Gill	11.75%	Dorchester	17.48%
Winthrop	23.29%	Springfield	19.07%	Beverly	17.48%	Granby	16.18%	Westford	13.90%	Northfield	11.75%	Chinatown	16.97%
Revere	23.25%	West Boylston	19.06%	Paxton	17.44%	Lenox	16.11%	Wilbraham	13.90%	Wendell	11.75%	Downtown	16.97%
Dighton	23.24%	Middleton	19.06%	Boston	17.41%	Weston	16.09%	Arlington	13.82%	Concord	11.69%	North End	16.97%
Chelsea	23.15%	Tyngsborough	19.03%	Reading	17.41%	Cohasset	15.97%	New Marlborough	13.78%	Chilmark	11.63%	West End	16.97%
Worcester	22.83%	Kingston	19.03%	North Reading	17.40%	Barre	15.97%	Sandisfield	13.78%	Aquinnah	11.63%	Charlestown	16.87%
Webster	22.77%	Marlborough	19.02%	Scituate	17.38%	Plympton	15.93%	Cheshire	13.65%	West Tisbury	11.63%	Hyde Park	16.54%
Franklin	22.31%	Medford	18.94%	Dartmouth	17.34%	Medfield	15.92%	Windsor	13.65%	Bolton	11.58%	Roxbury	16.01%
Malden	22.21%	Haverhill	18.93%	Westborough	17.26%	Ipswich	15.80%	Wenham	13.61%	Becket	11.49%	Mattapan	14.57%
Millbury	22.11%	Orleans	18.90%	Northbridge	17.26%	Lunenburg	15.78%	Ashburnham	13.60%	Washington	11.49%	Jamaica Plain	14.26%
Leicester	21.92%	Grafton	18.88%	Plainville	17.23%	Abington	15.70%	Shelburne	13.56%	Alford	11.45%	South End	13.76%
Everett	21.89%	Plymouth	18.86%	Brookfield	17.20%	Freetown	15.68%	Brimfield	13.51%	Great Barrington	11.45%	Back Bay	11.17%
Wareham	21.88%	West Brookfield	18.83%	East Brookfield	17.20%	Montgomery	15.60%	Holland	13.51%	Sudbury	11.44%	Beacon Hill	11.17%
Seekonk	21.74%	Tewksbury	18.81%	North Brookfield	17.20%	Westfield	15.60%	Wales	13.51%	Manchester	11.21%		
New Bedford	21.73%	Weymouth	18.67%	Mashpee	17.20%	Whitman	15.59%	Longmeadow	13.49%	Belmont	11.10%	Springfield	
Raynham	21.73%	Rockport	18.66%	Ludlow	17.18%	Duxbury	15.58%	Monterey	13.42%	Harvard	11.03%	Bay, McKnight, Old,	22.42%
Danvers	21.72%	Agawam	18.64%	Billerica	17.13%	Newburyport	15.53%	Otis	13.42%	Huntington	11.03%	Upper Hill	
Oxford	21.56%	Marion	18.61%	Wellfleet	17.13%	Palmer	15.48%	Tyringham	13.42%	Acton	10.95%	E Springfield Indian	21.55%
Harwich	21.49%	Fitchburg	18.60%	Rutland	17.10%	Truro	15.44%	Berlin	13.32%	Princeton	10.92%	Liberty	
Bellingham	21.43%	Randolph	18.57%	Pittsfield	17.07%	Methuen	15.38%	Pepperell	13.20%	Nantucket	10.91%	6 Cor Memo Metro	21.03%
Milton	21.38%	Brewster	18.57%	Waltham	17.05%	Lee	15.38%	Brookline	13.15%	West Newbury	10.88%	Brightwood So	
Saugus	21.32%	Mansfield	18.54%	Wellesley	17.01%	Sterling	15.37%	Andover	13.12%	West Stockbridge	10.68%	Pine Point Boston	19.51%
Charlton	21.27%	Amesbury	18.52%	Stoughton	16.99%	Marblehead	15.34%	Bernardston	13.10%	Amherst	10.32%	Rd	
Milford	21.20%	Pembroke	18.51%	Norwell	16.98%	Mattapoisett	15.30%	Leyden	13.10%	Pelham	10.32%	E Forest Park 16	16.89%
Salem	21.16%	Winchendon	18.45%	Orange	16.89%	Charlmont	15.30%	Hamilton	13.03%	Egremont	10.25%	Acre	
Attleboro	21.16%	Montague	18.40%	Royalston	16.89%	Colrain	15.30%	Rowley	12.99%	Mount Washington	10.25%	Forest Park	16.24%
Southbridge	21.08%	Wilmington	18.40%	Warwick	16.89%	Hawley	15.30%	Easthampton	12.96%	Sheffield	10.25%		
Lowell	20.84%	Acushnet	18.39%	Dalton	16.88%	Heath	15.30%	Westhampton	12.96%	Cummington	10.15%		
Gardner	20.82%	Clarksburg	18.39%	Athol	16.87%	Monroe	15.30%	Hadley	12.95%	Goshen	10.15%	Worcester	
Fairhaven	20.80%	Florida	18.39%	Petersham	16.87%	Rowe	15.30%	Essex	12.91%	Plainfield	10.15%	South Worcester	25.47%
Spencer	20.79%	North Adams	18.39%	Phillipston	16.87%	Boylston	15.29%	Hancock	12.90%	Sherborn	9.91%	East Worcester	24.54%
Lakeville	20.78%	Savoy	18.39%	Groveland	16.85%	Williamstown	15.16%	Lanesborough	12.90%	Chesterfield	9.29%	Downtown	23.18%
Barnstable	20.64%	Uxbridge	18.38%	Topsfield	16.85%	Monson	15.13%	New Ashford	12.90%	Middlefield	9.29%	North Worcester	23.17%
Carver	20.63%	Upton	18.34%	Holden	16.82%	Dunstable	15.12%	Groton	12.90%	Worthington	9.29%	Central City	20.88%
Hingham	20.50%	Lawrence	18.29%	Somerville	16.80%	East Longmeadow	15.03%	Newbury	12.85%	Richmond	9.02%	West Worcester	20.80%
Bridgewater	20.48%	Provincetown	18.26%	Easton	16.79%	Westminster	15.02%	Southborough	12.83%	Ashfield	8.56%		
Wrentham	20.46%	Nahant	18.19%	Brockton	16.78%	North Andover	15.00%	Blandford	12.83%	Buckland	8.56%		
Chicopee	20.38%	Foxborough	18.13%	Hampden	16.75%	Hull	14.99%	Chester	12.83%	Conway	8.56%		
Walpole	20.35%	Rochester	18.13%	Ashland	16.74%	Burlington	14.98%	Russell	12.83%	Stockbridge	8.47%		
Chatham	20.35%	Halifax	18.12%	Watertown	16.72%	Hopkinton	14.93%	Littleton	12.73%	Leverett	8.34%		
Canton	20.18%	Oak Bluffs	18.09%	Norfolk	16.65%	Natick	14.92%	Deerfield	12.69%	New Salem	8.34%		
Needham	20.17%	Leominster	18.01%	Marshfield	16.64%	Ware	14.92%	Whately	12.69%	Shutesbury	8.34%		
Salisbury	19.99%	Quincy	17.91%	Sandwich	16.58%	Lancaster	14.92%	Newton	12.66%	Sunderland	8.34%		