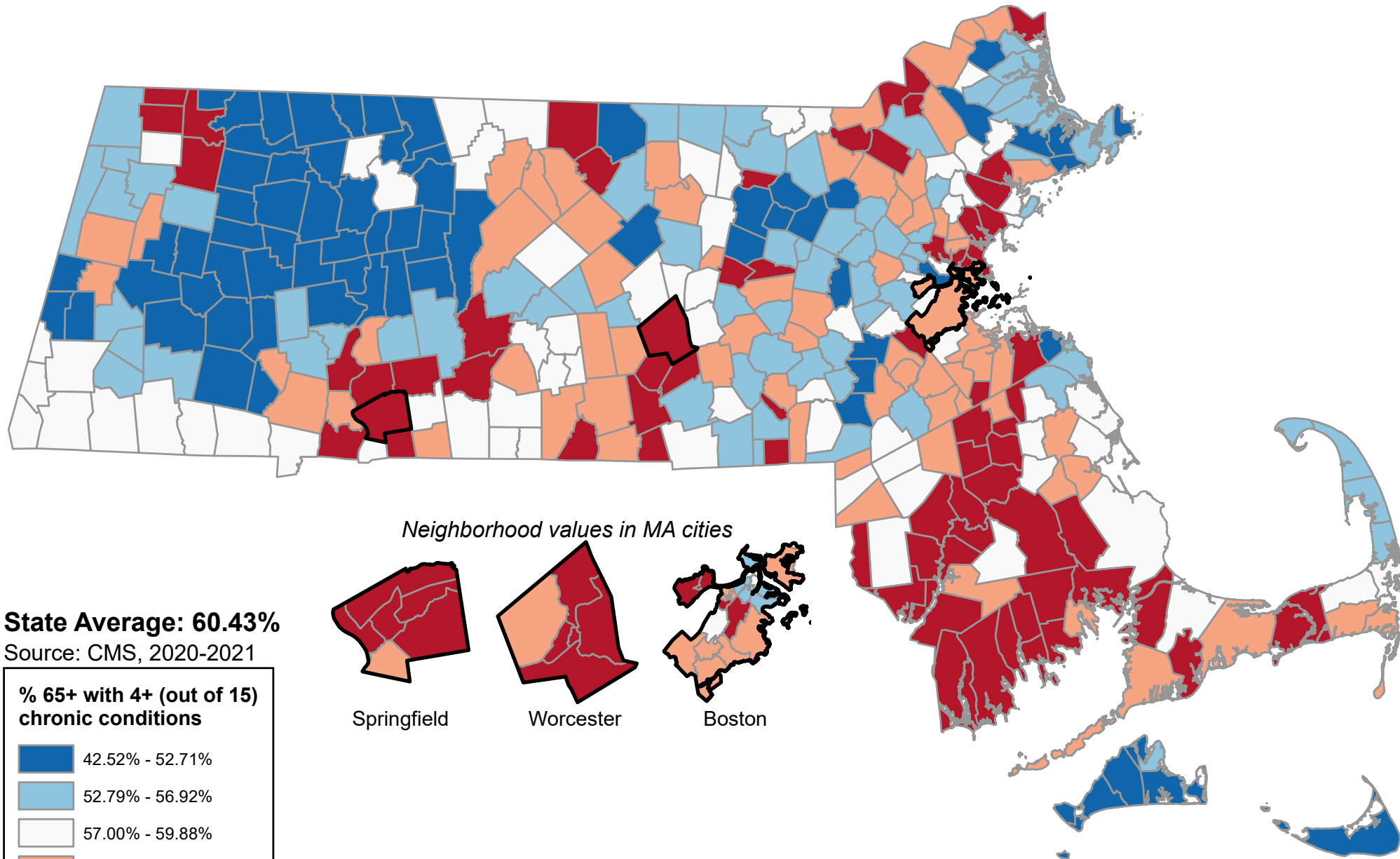


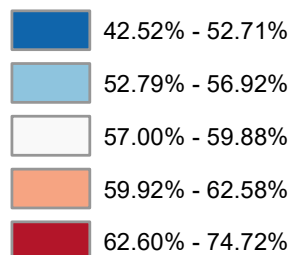
Percentage of Medicare Beneficiaries Age 65+ Years with 4+ (out of 15) Chronic Conditions



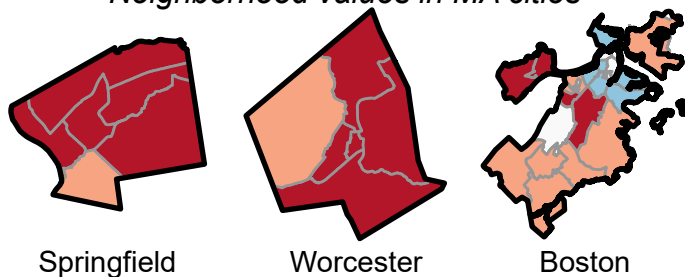
State Average: 60.43%

Source: CMS, 2020-2021

**% 65+ with 4+ (out of 15)
chronic conditions**



Neighborhood values in MA cities



Percentage of Medicare Beneficiaries Age 65+ Years with 4+ (out of 15) Chronic Conditions

Abington	61.03%	Chester	49.42%	Hadley	50.61%	Medfield	52.37%	Peru	52.00%	Swampscott	57.83%	Worthington	46.23%
Acton	51.51%	Chesterfield	46.23%	Halifax	58.78%	Medford	63.14%	Petersham	60.99%	Swansea	67.28%	Wrentham	56.11%
Acushnet	67.43%	Chicopee	65.68%	Hamilton	49.70%	Medway	57.78%	Phillipston	60.99%	Taunton	67.81%	Yarmouth	66.43%
Adams	58.97%	Chilmark	45.03%	Hampden	60.09%	Melrose	60.30%	Pittsfield	62.32%	Templeton	60.37%		
Aqawam	63.46%	Clarksburg	62.96%	Hancock	54.85%	Mendon	55.38%	Plainfield	47.27%	Tewksbury	64.24%	Boston	
Alford	57.25%	Clinton	61.70%	Hanover	59.41%	Merrimac	60.00%	Plainville	61.78%	Tisbury	51.86%	Allston	64.69%
Amesbury	60.75%	Cohasset	52.60%	Hanson	59.88%	Methuen	63.92%	Plymouth	59.60%	Tolland	58.70%	Back Bay	53.03%
Amherst	46.42%	Colrain	50.66%	Hardwick	52.79%	Middleborough	67.02%	Plympton	60.81%	Topsfield	57.00%	Beacon Hill	53.03%
Andover	55.25%	Concord	53.18%	Harvard	46.34%	Middlefield	46.23%	Princeton	45.41%	Townsend	53.73%	Brighton	64.69%
Arlington	55.09%	Conway	43.62%	Harwich	60.63%	Middleton	57.49%	Provincetown	56.31%	Truro	53.54%	Charlestown	54.68%
Ashburnham	50.54%	Cumington	47.27%	Hatfield	49.65%	Milford	62.45%	Quincy	61.09%	Tyngsborough	58.91%	Chinatown	57.88%
Ashby	53.73%	Dalton	60.00%	Haverhill	62.23%	Millbury	64.71%	Randolph	61.71%	Tyringham	55.23%	Dorchester	62.55%
Ashfield	43.62%	Danvers	63.76%	Hawley	50.66%	Millis	54.83%	Raynham	64.36%	Upton	54.80%	Downtown	57.88%
Ashland	60.18%	Dartmouth	64.17%	Heath	50.66%	Millville	55.38%	Reading	56.69%	Uxbridge	56.91%	East Boston	61.74%
Athol	60.99%	Dedham	64.66%	Hingham	62.60%	Milton	58.27%	Rehoboth	58.17%	Wakefield	59.83%	Fenway	62.05%
Attleboro	62.27%	Deerfield	50.25%	Hinsdale	52.00%	Monroe	50.66%	Revere	65.98%	Wales	58.36%	Hyde Park	61.50%
Auburn	63.14%	Dennis	62.82%	Holbrook	65.27%	Monson	58.39%	Richmond	46.35%	Walpole	60.69%	Jamaica Plain	58.61%
Avon	60.14%	Dighton	64.77%	Holden	58.79%	Montague	58.44%	Rochester	64.14%	Waltham	60.82%	Longwood	62.05%
Ayer	63.88%	Douglas	58.51%	Holland	58.36%	Monterey	55.23%	Rockland	64.78%	Ware	63.56%	Mattapan	62.08%
Barnstable	61.62%	Dover	51.12%	Holliston	54.16%	Montgomery	60.97%	Rockport	52.21%	Wareham	65.23%	Mission Hill	66.32%
Barre	58.97%	Dracut	62.39%	Holyoke	65.77%	Mount Washington	58.74%	Rowe	50.66%	Warren	59.98%	North End	57.88%
Becket	43.24%	Dudley	60.51%	Hopedale	64.59%	Nahant	55.29%	Rowley	55.02%	Warwick	58.14%	Roslindale	62.04%
Bedford	56.65%	Dunstable	57.86%	Hopkinton	56.29%	Nantucket	49.17%	Royalston	58.14%	Washington	43.24%	Roxbury	64.36%
Belchertown	53.64%	Duxbury	57.90%	Hubbardston	60.37%	Natick	58.12%	Russell	49.42%	Watertown	57.96%	South Boston	56.67%
Bellingham	61.38%	East Bridgewater	63.42%	Hudson	65.82%	Needham	57.64%	Rutland	60.22%	Wayland	52.45%	South Boston Waterfront	56.67%
Belmont	53.22%	East Brookfield	57.21%	Hull	57.78%	New Ashford	54.85%	Salem	59.55%	Webster	66.30%	South End	55.39%
Berkley	63.01%	East Longmeadow	62.88%	Huntington	50.10%	New Bedford	70.42%	Salisbury	64.37%	Wellesley	56.41%	West End	57.88%
Berlin	64.83%	Eastham	56.47%	Ipswich	55.12%	New Braintree	52.79%	Sandisfield	57.94%	Wellfleet	53.34%	West Roxbury	60.37%
Bernardston	50.51%	Easthampton	53.73%	Kingston	62.58%	New Marlborough	57.94%	Sandwich	58.65%	Wendell	51.20%		
Beverly	61.23%	Easton	60.37%	Lakeville	58.89%	New Salem	43.71%	Saugus	63.78%	Wenham	53.91%	Springfield	
BillERICA	59.99%	Edgartown	52.68%	Lancaster	57.83%	Newbury	54.56%	Savoy	62.96%	West Boylston	58.78%	Bay, McKnight, Old,	68.96%
Blackstone	65.76%	Egremont	58.74%	Lanesborough	54.85%	Newburyport	56.75%	Scituate	55.25%	West Bridgewater	63.42%	Upper Hill	
Blandford	49.42%	Erving	51.20%	Lawrence	66.87%	Newton	53.97%	Seekonk	63.31%	West Brookfield	57.43%	6 Cor Memo Metro	73.59%
Bolton	50.69%	Essex	49.81%	Lee	55.33%	Norfolk	51.94%	Sharon	56.51%	West Newbury	46.86%	Brightwood S	
Boston	60.48%	Everett	63.78%	Leicester	60.35%	North Adams	62.96%	Sheffield	58.74%	West Springfield	61.18%	E Springfield Indian	68.50%
Bourne	62.93%	Fairhaven	65.76%	Lenox	60.18%	North Andover	61.24%	Shelburne	48.41%	West Stockbridge	52.17%	Liberty	
Boxborough	48.88%	Fall River	74.72%	Leominster	62.06%	North Attleborough	59.39%	Sherborn	53.35%	West Tisbury	45.03%	Pine Point Boston	72.40%
Boxford	49.37%	Falmouth	61.19%	Leverett	43.71%	North Brookfield	57.21%	Shirley	58.54%	Westborough	60.35%	Rd	
Boylston	57.49%	Fitchburg	61.11%	Lexington	54.24%	North Reading	57.89%	Shrewsbury	58.28%	Westfield	60.97%	E Forest Park 16	64.70%
Braintree	60.56%	Florida	62.96%	Leyden	50.51%	Northampton	50.12%	Shutesbury	43.71%	Westford	52.87%	Acres	
Brewster	57.40%	Foxborough	59.24%	Lincoln	52.95%	Northborough	55.95%	Somerset	70.29%	Westhampton	53.73%	Forest Park	60.48%
Bridgewater	62.99%	Framingham	62.24%	Littleton	52.07%	Northbridge	59.42%	Somerville	58.51%	Westminster	54.09%		
Brimfield	58.36%	Franklin	59.26%	Longmeadow	59.62%	Northfield	51.20%	South Hadley	60.88%	Weston	53.50%		
Brockton	64.74%	Freetown	61.70%	Lowell	64.64%	Norton	57.88%	Southampton	55.38%	Westport	64.86%	Worcester	
Brookfield	57.21%	Gardner	62.80%	Ludlow	63.53%	Norwell	55.97%	Southborough	54.42%	Westwood	61.61%	Downtown	68.24%
Brookline	57.55%	Aquinnah	45.03%	Lunenburg	57.93%	Norwood	62.40%	Southbridge	66.61%	Weymouth	61.05%	Central City	64.08%
Buckland	43.62%	Georgetown	56.92%	Lynn	65.09%	Oak Bluffs	56.09%	Southwick	58.70%	Whately	50.25%	East Worcester	69.22%
Burlington	60.89%	Gill	51.20%	Lynnfield	58.48%	Oakham	52.79%	Spencer	60.79%	Whitman	62.96%	North Worcester	62.91%
Cambridge	52.71%	Gloucester	56.38%	Malden	60.41%	Orange	58.14%	Springfield	67.19%	Wilbraham	58.08%	South Worcester	65.33%
Canton	62.22%	Goshen	47.27%	Manchester	52.09%	Orleans	58.64%	Sterling	55.06%	Williamsburg	43.65%	West Worcester	61.59%
Carlsle	42.52%	Gosnold	61.19%	Mansfield	58.63%	Otis	55.23%	Stockbridge	48.07%	Williamstown	55.35%		
Carver	64.61%	Grafton	60.61%	Marblehead	56.63%	Oxford	63.62%	Stoneham	60.01%	Wilmington	60.58%		
Charlemont	50.66%	Granby	55.29%	Marion	59.92%	Palmer	64.14%	Stoughton	61.71%	Winchendon	62.61%		
Charlton	62.34%	Granville	58.70%	Marlborough	62.54%	Paxton	56.38%	Stow	53.10%	Winchester	53.63%		
Chatham	61.30%	Great Barrington	57.25%	Marshfield	57.51%	Peabody	67.70%	Sturbridge	61.32%	Windsor	55.29%		
Chelmsford	60.16%	Greenfield	59.43%	Mashpee	63.13%	Pelham	46.42%	Sudbury	53.97%	Winthrop	63.01%		
Chelsea	67.45%	Groton	52.83%	Mattapoisett	62.95%	Pembroke	61.15%	Sunderland	43.71%	Woburn	61.12%		
Cheshire	55.29%	Groveland	59.20%	Maynard	56.35%	Pepperell	55.58%	Sutton	56.78%	Worcester	64.44%		



Percentage of Medicare Beneficiaries Age 65+ Years with 4+ (out of 15) Chronic Conditions (Ranked)

Fall River	74.72%	Whitman	62.96%	Grafton	60.61%	Brimfield	58.36%	Millville	55.38%	Peru	52.00%	Becket	43.24%
New Bedford	70.42%	Clarksburg	62.96%	Wilmington	60.58%	Holland	58.36%	Williamstown	55.35%	Norfolk	51.94%	Washington	43.24%
Somerset	70.29%	Florida	62.96%	Braintree	60.56%	Wales	58.36%	Lee	55.33%	Tisbury	51.86%	Carlisle	42.52%
Taunton	67.81%	North Adams	62.96%	Dudley	60.51%	Shrewsbury	58.28%	Granby	55.29%	Acton	51.51%		
Peabody	67.70%	Savoy	62.96%	Boston	60.48%	Milton	58.27%	Nahant	55.29%	Erving	51.20%	Boston	
Chelsea	67.45%	Mattapoisett	62.95%	Malden	60.41%	Rehoboth	58.17%	Cheshire	55.29%	Gill	51.20%	Mission Hill	66.32%
Acushnet	67.43%	Bourne	62.93%	Easton	60.37%	Orange	58.14%	Windsor	55.29%	Northfield	51.20%	Allston	64.69%
Swansea	67.28%	East Longmeadow	62.88%	Hubbardston	60.37%	Royalston	58.14%	Scituate	55.25%	Wendell	51.20%	Brighton	64.69%
Springfield	67.19%	Dennis	62.82%	Templeton	60.37%	Warwick	58.14%	Andover	55.25%	Dover	51.12%	Roxbury	64.36%
Middleborough	67.02%	Gardner	62.80%	Leicester	60.35%	Natick	58.12%	Monterey	55.23%	Bolton	50.69%	Dorchester	62.55%
Lawrence	66.87%	Winchendon	62.61%	Westborough	60.35%	Wilbraham	58.08%	Otis	55.23%	Charlemont	50.66%	Mattapan	62.08%
Southbridge	66.61%	Hingham	62.60%	Melrose	60.30%	Watertown	57.96%	Tyringham	55.23%	Colrain	50.66%	Lenox	62.05%
Yarmouth	66.43%	Kingston	62.58%	Rutland	60.22%	New Marlborough	57.94%	Ipswich	55.12%	Hawley	50.66%	Longwood	62.05%
Webster	66.30%	Marlborough	62.54%	Lenox	60.18%	Sandisfield	57.94%	Arlington	55.09%	Heath	50.66%	Roslindale	62.04%
Revere	65.98%	Milford	62.45%	Ashland	60.18%	Lunenburg	57.93%	Sterling	55.06%	Monroe	50.66%	East Boston	61.74%
Hudson	65.82%	Norwood	62.40%	Chelmsford	60.16%	Duxbury	57.90%	Rowley	55.02%	Rowe	50.66%	Hyde Park	61.50%
Holyoke	65.77%	Dracut	62.39%	Avon	60.14%	North Reading	57.89%	Hancock	54.85%	Hadley	50.61%	West Roxbury	60.37%
Fairhaven	65.76%	Charlton	62.34%	Hampden	60.09%	Norton	57.88%	Lanesborough	54.85%	Ashburnham	50.54%	Jamaica Plain	58.61%
Blackstone	65.76%	Pittsfield	62.32%	Stoneham	60.01%	Dunstable	57.86%	New Ashford	54.85%	Barnardston	50.51%	Chinatown	57.88%
Chicopee	65.68%	Attleboro	62.27%	Dalton	60.00%	Swampscott	57.83%	Millis	54.83%	Leyden	50.51%	Downtown	57.88%
Holbrook	65.27%	Framingham	62.24%	Merrimac	60.00%	Lancaster	57.83%	Upton	54.80%	Deerfield	50.25%	North End	57.88%
Wareham	65.23%	Haverhill	62.23%	BillERICA	59.99%	Medway	57.78%	Newbury	54.56%	Whately	50.25%	West End	57.88%
Lynn	65.09%	Canton	62.22%	Warren	59.98%	Hull	57.78%	Southborough	54.42%	Northampton	50.12%	South Boston	56.67%
Westport	64.86%	Leominster	62.06%	Marion	59.92%	Needham	57.64%	Lexington	54.24%	Huntington	50.10%	South Boston Waterfront	56.67%
Berlin	64.83%	Plainville	61.78%	Hanson	59.88%	Brookline	57.55%	Holliston	54.16%	Essex	49.81%	South End	55.39%
Rockland	64.78%	Randolph	61.71%	Wakefield	59.83%	Marshfield	57.51%	Westminster	54.09%	Hamilton	49.70%	Charlestown	54.68%
Dighton	64.77%	Stoughton	61.71%	Longmeadow	59.62%	Boylston	57.49%	Newton	53.97%	Hatfield	49.65%	Back Bay	53.03%
Brockton	64.74%	Clinton	61.70%	Plymouth	59.60%	Middleton	57.49%	Sudbury	53.97%	Blandford	49.42%	Beacon Hill	53.03%
Millbury	64.71%	Freetown	61.70%	Salem	59.55%	West Brookfield	57.43%	Wenham	53.91%	Chester	49.42%		
Dedham	64.66%	Barnstable	61.62%	Greenfield	59.43%	Brewster	57.40%	Ashby	53.73%	Russell	49.42%	Springfield	
Lowell	64.64%	Westwood	61.61%	Northbridge	59.42%	Alford	57.25%	Townsend	53.73%	Boxford	49.37%	6 Cor Memo Metro	73.59%
Carver	64.61%	Bellingham	61.38%	Hanover	59.41%	Great Barrington	57.25%	Easthampton	53.73%	Nantucket	49.17%	Brightwood So	
Hopedale	64.59%	Sturbridge	61.32%	North Attleborough	59.39%	Brookfield	57.21%	Westhampton	53.73%	Boxborough	48.88%	Pine Point Boston	72.40%
Worcester	64.44%	Chatham	61.30%	Franklin	59.26%	East Brookfield	57.21%	Belchertown	53.64%	Shelburne	48.41%	Rd	
Salisbury	64.37%	North Andover	61.24%	Foxborough	59.24%	North Brookfield	57.21%	Winchester	53.63%	Stockbridge	48.07%	Bay, McKnight, Old,	68.96%
Raynham	64.36%	Beverly	61.23%	Groveland	59.20%	Topsfield	57.00%	Truro	53.54%	Cumington	47.27%	Upper Hill	
Tewksbury	64.24%	Falmouth	61.19%	Barre	58.97%	Georgetown	56.92%	Weston	53.50%	Goshen	47.27%	E Springfield Indian	68.50%
Dartmouth	64.17%	Gosnold	61.19%	Adams	58.97%	Uxbridge	56.91%	Sherborn	53.35%	Plainfield	47.27%	Liberty	
Palmer	64.14%	West Springfield	61.18%	Tyngsborough	58.91%	Sutton	56.78%	Wellfleet	53.34%	West Newbury	46.86%	E Forest Park 16	64.70%
Rochester	64.14%	Pembroke	61.15%	Lakeville	58.89%	Newburyport	56.75%	Belmont	53.22%	Amherst	46.42%	Acre	
Methuen	63.92%	Woburn	61.12%	Holden	58.79%	Reading	56.69%	Concord	53.18%	Pelham	46.42%	Forest Park	60.48%
Ayer	63.88%	Fitchburg	61.11%	West Boylston	58.78%	Bedford	56.65%	Stow	53.10%	Richmond	46.35%		
Everett	63.78%	Quincy	61.09%	Halifax	58.78%	Marblehead	56.63%	Lincoln	52.95%	Harvard	46.34%		
Saugus	63.78%	Weymouth	61.05%	Egremont	58.74%	Sharon	56.51%	Westford	52.87%	Chesterfield	46.23%	Worcester	
Danvers	63.76%	Abington	61.03%	Mount Washington	58.74%	Eastham	56.47%	Groton	52.83%	Middlefield	46.23%	East Worcester	69.22%
Oxford	63.62%	Athol	60.99%	Sheffield	58.74%	Wellesley	56.41%	Hardwick	52.79%	Worthington	46.23%	Downtown	68.24%
Ware	63.56%	Petersham	60.99%	Granville	58.70%	Paxton	56.38%	New Braintree	52.79%	Princeton	45.41%	South Worcester	65.33%
Ludlow	63.53%	Phillipston	60.99%	Southwick	58.70%	Gloucester	56.38%	Oakham	52.79%	Chilmark	45.03%	Central City	64.08%
Agawam	63.46%	Montgomery	60.97%	Tolland	58.70%	Maynard	56.35%	Cambridge	52.71%	Aquinnah	45.03%	North Worcester	62.91%
West Bridgewater	63.42%	Westfield	60.97%	Sandwich	58.65%	Provincetown	56.31%	Edgartown	52.68%	West Tisbury	45.03%	West Worcester	61.59%
East Bridgewater	63.42%	Burlington	60.89%	Orleans	58.64%	Hopkinton	56.29%	Cohasset	52.60%	Leverett	43.71%		
Seekonk	63.31%	South Hadley	60.88%	Mansfield	58.63%	Wrentham	56.11%	Wayland	52.45%	New Salem	43.71%		
Auburn	63.14%	Waltham	60.82%	Shirley	58.54%	Oak Bluffs	56.09%	Medfield	52.37%	Shutesbury	43.71%		
Medford	63.14%	Plympton	60.81%	Somerville	58.51%	Norwell	55.97%	Rockport	52.21%	Sunderland	43.71%		
Mashpee	63.13%	Spencer	60.79%	Douglas	58.51%	Northborough	55.95%	West Stockbridge	52.17%	Williamsburg	43.65%		
Winthrop	63.01%	Amesbury	60.75%	Lynnfield	58.48%	Pepperell	55.58%	Manchester	52.09%	Ashfield	43.62%		
Berkley	63.01%	Walpole	60.69%	Montague	58.44%	Southampton	55.38%	Littleton	52.07%	Buckland	43.62%		
Bridgewater	62.99%	Harwich	60.63%	Monson	58.39%	Mendon	55.38%	Hinsdale	52.00%	Conway	43.62%		