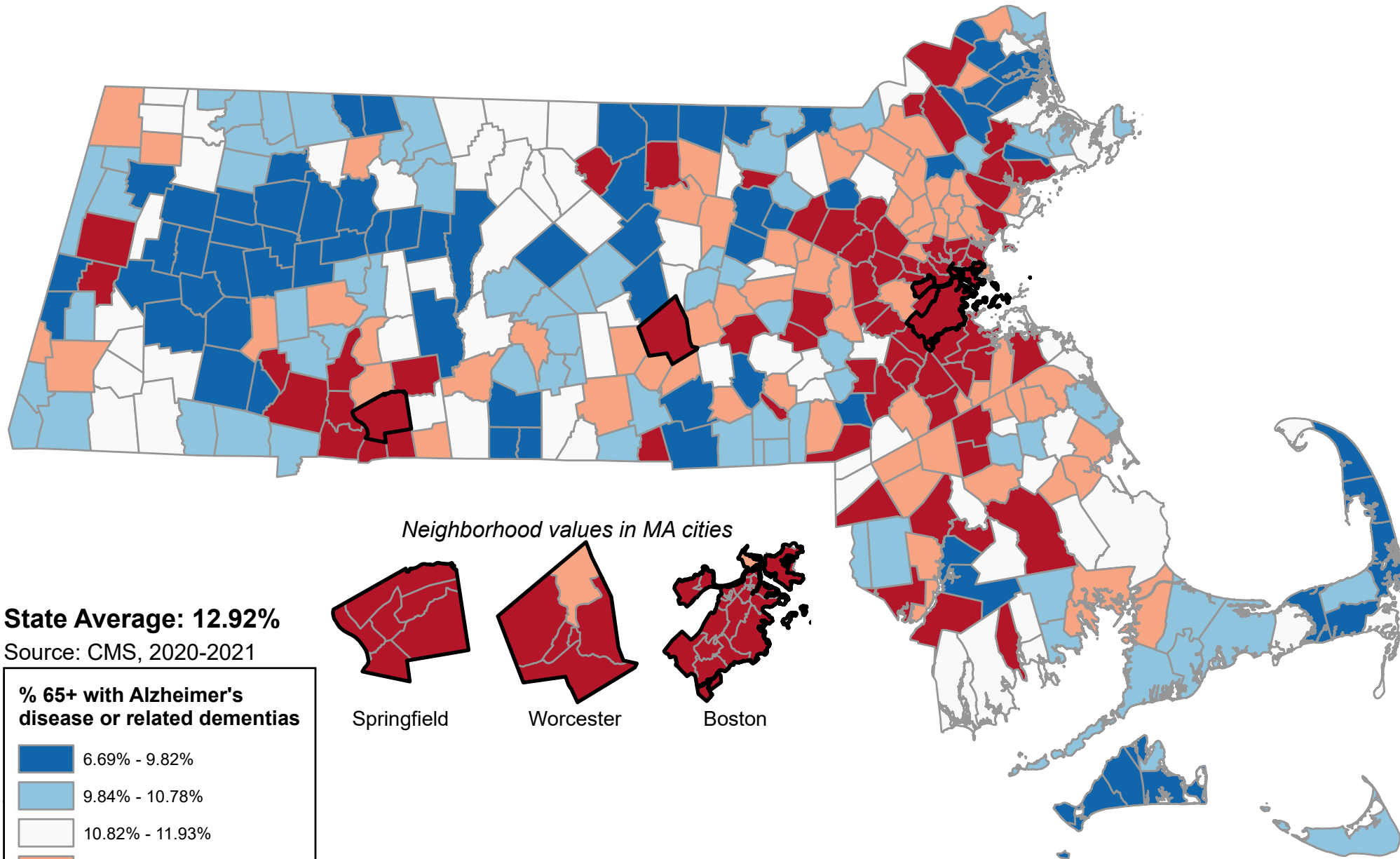


# Percentage of Medicare Beneficiaries Age 65+ Years with Alzheimer's disease or Related Dementias



**State Average: 12.92%**

Source: CMS, 2020-2021

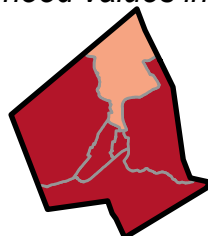
**% 65+ with Alzheimer's disease or related dementias**

- 6.69% - 9.82%
- 9.84% - 10.78%
- 10.82% - 11.93%
- 11.99% - 13.44%
- 13.44% - 25.54%

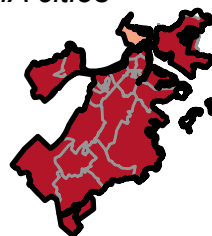
*Neighborhood values in MA cities*



Springfield



Worcester



Boston

## Percentage of Medicare Beneficiaries Age 65+ Years with Alzheimer's disease or Related Dementias

Abington	12.85%	Chester	9.20%	Hadley	9.98%	Medfield	13.50%	Peru	9.39%	Swampscott	11.75%	Worthington	8.35%
Acton	13.48%	Chesterfield	8.35%	Halifax	11.87%	Medford	13.92%	Petersham	11.04%	Swansea	15.29%	Wrentham	15.24%
Acushnet	10.88%	Chicopee	13.19%	Hamilton	10.10%	Medway	11.37%	Phillipston	11.04%	Taunton	13.47%	Yarmouth	11.12%
Adams	12.12%	Chilmark	7.13%	Hampden	12.07%	Melrose	13.26%	Pittsfield	13.53%	Templeton	11.63%		
Aqawam	13.80%	Clarksburg	11.31%	Hancock	10.78%	Mendon	10.02%	Plainfield	8.19%	Tewksbury	12.09%	<b>Boston</b>	
Alford	12.79%	Clinton	10.22%	Hanover	12.21%	Merrimac	9.59%	Plainville	11.93%	Tisbury	8.01%	Allston	20.06%
Amesbury	12.63%	Cohasset	11.06%	Hanson	10.66%	Methuen	11.54%	Plymouth	10.93%	Tolland	10.47%	Back Bay	14.23%
Amherst	11.35%	Colrain	10.14%	Hardwick	10.01%	Middleborough	13.98%	Plympton	12.18%	Topsfield	14.47%	Beacon Hill	14.23%
Andover	12.34%	Concord	15.09%	Harvard	9.78%	Middlefield	8.35%	Princeton	8.39%	Townsend	8.51%	Brighton	20.06%
Arlington	12.98%	Conway	8.32%	Harwich	9.59%	Middleton	10.71%	Provincetown	11.19%	Truro	7.57%	Charlestown	12.93%
Ashburnham	7.86%	Cumington	8.19%	Hatfield	10.17%	Milford	12.04%	Quincy	14.08%	Tyngsborough	9.53%	Chinatown	15.84%
Ashby	8.51%	Dalton	11.66%	Haverhill	13.54%	Millbury	12.21%	Randolph	14.45%	Tyringham	11.80%	Dorchester	16.67%
Ashfield	8.32%	Danvers	15.58%	Hawley	10.14%	Millis	10.08%	Raynham	11.57%	Upton	9.45%	Downtown	15.84%
Ashland	14.47%	Dartmouth	11.21%	Heath	10.14%	Millville	10.02%	Reading	12.05%	Uxbridge	10.29%	East Boston	16.18%
Athol	11.04%	Dedham	17.79%	Hingham	17.38%	Milton	15.05%	Rehoboth	9.91%	Wakefield	13.25%	Fenway	19.97%
Attleboro	14.11%	Deerfield	8.72%	Hinsdale	9.39%	Monroe	10.14%	Revere	14.27%	Wales	7.86%	Hyde Park	15.21%
Auburn	13.07%	Dennis	9.69%	Holbrook	13.12%	Monson	11.73%	Richmond	7.75%	Walpole	14.56%	Jamaica Plain	16.77%
Avon	13.13%	Dighton	12.36%	Holden	9.82%	Montague	11.59%	Rochester	10.71%	Waltham	14.60%	Longwood	19.97%
Ayer	18.94%	Douglas	9.04%	Holland	7.86%	Monterey	11.80%	Rockland	12.75%	Ware	11.73%	Mattapan	15.93%
Barnstable	9.91%	Dover	11.09%	Holliston	11.16%	Montgomery	13.90%	Rockport	9.93%	Wareham	12.03%	Mission Hill	22.13%
Barre	8.91%	Dracut	10.78%	Holyoke	17.49%	Mount Washington	10.53%	Rowe	10.14%	Warren	10.28%	North End	15.84%
Becket	6.69%	Dudley	10.77%	Hopedale	16.08%	Nahant	13.77%	Rowley	8.96%	Warwick	10.97%	Roslindale	19.86%
Bedford	14.06%	Dunstable	10.04%	Hopkinton	11.74%	Nantucket	10.29%	Royalston	10.97%	Washington	6.69%	Roxbury	18.61%
Belchertown	9.81%	Duxbury	12.09%	Hubbardston	11.63%	Natick	12.63%	Russell	9.20%	Watertown	14.90%	South Boston	14.76%
Bellingham	9.84%	East Bridgewater	10.55%	Hudson	11.34%	Needham	15.37%	Rutland	9.87%	Wayland	13.19%	South Boston Waterfront	14.76%
Belmont	13.65%	East Brookfield	9.87%	Hull	10.98%	New Ashford	10.78%	Salem	12.45%	Webster	13.87%	South End	15.82%
Berkley	9.16%	East Longmeadow	16.66%	Huntington	12.10%	New Bedford	13.45%	Salisbury	10.43%	Wellesley	14.21%	West End	15.84%
Berlin	10.78%	Eastham	7.96%	Ipswich	10.82%	New Braintree	10.01%	Sandisfield	11.86%	Wellfleet	8.92%	West Roxbury	16.95%
Bernardston	9.27%	Easthampton	10.06%	Kingston	13.25%	New Marlborough	11.86%	Sandwich	9.89%	Wendell	10.04%		
Beverly	13.44%	Easton	12.35%	Lakeville	10.95%	New Salem	6.94%	Saugus	12.24%	Wenham	7.32%	<b>Springfield</b>	
BillERICA	10.96%	Edgartown	8.51%	Lancaster	12.72%	Newbury	7.37%	Savoy	11.31%	West Boylston	11.11%	Bay, McKnight, Old,	20.72%
Blackstone	10.08%	Egremont	10.53%	Lanesborough	10.78%	Newburyport	11.33%	Scituate	11.26%	West Bridgewater	13.49%	Upper Hill	
Blandford	9.20%	Erving	10.04%	Lawrence	19.34%	Newton	13.11%	Seekonk	10.32%	West Brookfield	12.92%	6 Cor Memo Metro	21.27%
Bolton	8.40%	Essex	10.00%	Lee	10.89%	Norfolk	9.35%	Sharon	12.46%	West Newbury	7.24%	Brightwood S	
Boston	16.85%	Everett	14.83%	Leicester	12.72%	North Adams	11.31%	Sheffield	10.53%	West Springfield	13.88%	E Springfield Indian	16.48%
Bourne	12.30%	Fairhaven	11.76%	Lenox	15.22%	North Andover	13.73%	Shelburne	11.08%	West Stockbridge	9.81%	Liberty	
Boxborough	8.96%	Fall River	16.80%	Leominster	13.39%	North Attleborough	11.61%	Sherborn	10.30%	West Tisbury	7.13%	Pine Point Boston	16.08%
Boxford	9.53%	Falmouth	10.52%	Leverett	6.94%	North Brookfield	9.87%	Shirley	11.83%	Westborough	15.31%	Rd	
Boylston	9.96%	Fitchburg	13.60%	Lexington	13.51%	North Reading	9.76%	Shrewsbury	12.53%	Westfield	13.90%	E Forest Park 16	14.45%
Braintree	15.15%	Florida	11.31%	Leyden	9.27%	Northampton	12.12%	Shutesbury	6.94%	Westford	11.48%	Acre	
Brewster	10.44%	Foxborough	11.77%	Lincoln	14.39%	Northborough	12.38%	Somerset	12.07%	Westhampton	10.06%	Forest Park	14.20%
Bridgewater	13.10%	Framingham	15.13%	Littleton	9.98%	Northbridge	11.99%	Somerville	15.62%	Westminster	8.46%		
Brimfield	7.86%	Franklin	12.26%	Longmeadow	14.15%	Northfield	10.04%	South Hadley	12.48%	Weston	14.48%		
Brocton	15.26%	Freetown	9.24%	Lowell	13.44%	Norton	12.28%	Southampton	10.59%	Westport	11.00%	<b>Worcester</b>	
Brookfield	9.87%	Gardner	14.38%	Ludlow	13.95%	Norwell	13.29%	Southborough	10.00%	Westwood	16.68%	Downtown	25.54%
Brookline	15.70%	Aquinnah	7.13%	Lunenburg	11.99%	Norwood	16.85%	Southbridge	11.16%	Weymouth	12.26%	Central City	19.56%
Buckland	8.32%	Georgetown	9.18%	Lynn	13.82%	Oak Bluffs	10.64%	Southwick	10.47%	Whately	8.72%	East Worcester	17.59%
Burlington	12.45%	Gill	10.04%	Lynnfield	12.18%	Oakham	10.01%	Spencer	11.19%	Whitman	11.13%	North Worcester	13.42%
Cambridge	14.24%	Gloucester	11.03%	Malden	13.57%	Orange	10.97%	Springfield	16.33%	Wilbraham	11.62%	South Worcester	16.39%
Canton	16.46%	Goshen	8.19%	Manchester	11.29%	Orleans	9.56%	Sterling	11.69%	Williamsburg	8.88%	West Worcester	13.99%
Carlsle	8.44%	Gosnold	10.52%	Mansfield	12.56%	Otis	11.80%	Stockbridge	10.06%	Williamstown	13.31%		
Carver	11.04%	Grafton	11.33%	Marblehead	11.19%	Oxford	9.94%	Stoneham	12.36%	Wilmington	12.22%		
Charlemont	10.14%	Granby	11.86%	Marion	12.81%	Palmer	12.88%	Stoughton	14.45%	Winchendon	11.00%		
Charlton	12.37%	Granville	10.47%	Marlborough	12.84%	Paxton	10.92%	Stow	13.21%	Winchester	12.51%		
Chatham	11.06%	Great Barrington	12.79%	Marshfield	10.61%	Peabody	15.48%	Sturbridge	11.45%	Windsor	9.02%		
Chelmsford	12.30%	Greenfield	13.36%	Mashpee	10.16%	Pelham	11.35%	Sudbury	13.34%	Winthrop	13.00%		
Chelsea	19.99%	Groton	10.09%	Mattapoisett	10.52%	Pembroke	11.91%	Sunderland	6.94%	Woburn	12.22%		
Cheshire	9.02%	Groveland	12.00%	Maynard	13.21%	Pepperell	9.39%	Sutton	9.47%	Worcester	15.65%		



Point32Health Foundation



## Percentage of Medicare Beneficiaries Age 65+ Years with Alzheimer's disease or Related Dementias (Ranked)

Chelsea	19.99%	Belmont	13.65%	Chelmsford	12.30%	Florida	11.31%	Brewster	10.44%	Tyngsborough	9.53%	Sunderland	6.94%
Lawrence	19.34%	Fitchburg	13.60%	Norton	12.28%	North Adams	11.31%	Salisbury	10.43%	Sutton	9.47%	Becket	6.69%
Ayer	18.94%	Malden	13.57%	Franklin	12.26%	Savoy	11.31%	Seekonk	10.32%	Upton	9.45%	Washington	6.69%
Dedham	17.79%	Haverhill	13.54%	Weymouth	12.26%	Manchester	11.29%	Sherborn	10.30%	Hinsdale	9.39%		
Holyoke	17.49%	Pittsfield	13.53%	Saugus	12.24%	Scituate	11.26%	Nantucket	10.29%	Peru	9.39%	<b>Boston</b>	
Hingham	17.38%	Lexington	13.51%	Woburn	12.22%	Dartmouth	11.21%	Uxbridge	10.29%	Pepperell	9.39%	Mission Hill	22.13%
Boston	16.85%	Medfield	13.50%	Wilmington	12.22%	Marblehead	11.19%	Warren	10.28%	Norfolk	9.35%	Allston	20.06%
Norwood	16.85%	West Bridgewater	13.49%	Millbury	12.21%	Spencer	11.19%	Clinton	10.22%	Barnardston	9.27%	Brighton	20.06%
Fall River	16.80%	Acton	13.48%	Hanover	12.21%	Provincetown	11.19%	Hatfield	10.17%	Leyden	9.27%	Fenway	19.97%
Westwood	16.68%	Taunton	13.47%	Plympton	12.18%	Holliston	11.16%	Mashpee	10.16%	Freetown	9.24%	Longwood	19.97%
East Longmeadow	16.66%	New Bedford	13.45%	Lynnfield	12.18%	Southbridge	11.16%	Charlemont	10.14%	Blandford	9.20%	Roslindale	19.86%
Canton	16.46%	Beverly	13.44%	Northampton	12.12%	Whitman	11.13%	Colrain	10.14%	Chester	9.20%	Roxbury	18.61%
Springfield	16.33%	Lowell	13.44%	Adams	12.12%	Yarmouth	11.12%	Hawley	10.14%	Russell	9.20%	West Roxbury	16.95%
Hopedale	16.08%	Leominster	13.39%	Huntington	12.10%	West Boylston	11.11%	Heath	10.14%	Georgetown	9.18%	Jamaica Plain	16.77%
Brookline	15.70%	Greenfield	13.36%	Tewksbury	12.09%	Dover	11.09%	Monroe	10.14%	Berkley	9.16%	Dorchester	16.67%
Worcester	15.65%	Sudbury	13.34%	Duxbury	12.09%	Shelburne	11.08%	Rowe	10.14%	Douglas	9.04%	East Boston	16.18%
Somerville	15.62%	Williamstown	13.31%	Hampden	12.07%	Chatham	11.06%	Hamilton	10.10%	Cheshire	9.02%	Mattapan	15.93%
Danvers	15.58%	Norwell	13.29%	Somerset	12.07%	Cohasset	11.06%	Groton	10.09%	Windsor	9.02%	Chinatown	15.84%
Peabody	15.48%	Melrose	13.26%	Reading	12.05%	Carver	11.04%	Millis	10.08%	Boxborough	8.96%	Downtown	15.84%
Needham	15.37%	Wakefield	13.25%	Milford	12.04%	Athol	11.04%	Blackstone	10.08%	Rowley	8.96%	North End	15.84%
Westborough	15.31%	Kingston	13.25%	Wareham	12.03%	Petersham	11.04%	Easthampton	10.06%	Wellfleet	8.92%	West End	15.84%
Swansea	15.29%	Stow	13.21%	Groveland	12.00%	Phillipston	11.04%	Westhampton	10.06%	Barre	8.91%	South End	15.82%
Brockton	15.26%	Maynard	13.21%	Northbridge	11.99%	Gloucester	11.03%	Stockbridge	10.06%	Williamsburg	8.88%	Hyde Park	15.21%
Wrentham	15.24%	Wayland	13.19%	Lunenburg	11.99%	Westport	11.00%	Erving	10.04%	Deerfield	8.72%	South Boston	14.76%
Lenox	15.22%	Chicopee	13.19%	Plainville	11.93%	Winchendon	11.00%	Gill	10.04%	Whately	8.72%	South Boston Waterfront	14.76%
Braintree	15.15%	Avon	13.13%	Pembroke	11.91%	Hull	10.98%	Northfield	10.04%	Ashby	8.51%	Back Bay	14.23%
Framingham	15.13%	Holbrook	13.12%	Halifax	11.87%	Orange	10.97%	Wendell	10.04%	Townsend	8.51%	Beacon Hill	14.23%
Concord	15.09%	Newton	13.11%	New Marlborough	11.86%	Royalston	10.97%	Dunstable	10.04%	Edgartown	8.51%	Charlestown	12.93%
Milton	15.05%	Bridgewater	13.10%	Sandisfield	11.86%	Warwick	10.97%	Mendon	10.02%	Westminster	8.46%		
Watertown	14.90%	Auburn	13.07%	Granby	11.86%	Billerica	10.96%	Millville	10.02%	Carlisle	8.44%	<b>Springfield</b>	
Everett	14.83%	Winthrop	13.00%	Shirley	11.83%	Lakeville	10.95%	Hardwick	10.01%	Bolton	8.40%	6 Cor Memo Metro	21.27%
Waltham	14.60%	Arlington	12.98%	Monterey	11.80%	Plymouth	10.93%	New Braintree	10.01%	Princeton	8.39%	Brightwood So	
Walpole	14.56%	West Brookfield	12.92%	Otis	11.80%	Paxton	10.92%	Oakham	10.01%	Chesterfield	8.35%	Bay, McKnight, Old,	20.72%
Weston	14.48%	Palmer	12.88%	Tyringham	11.80%	Lee	10.89%	Essex	10.00%	Middlefield	8.35%	Upper Hill	
Topsfield	14.47%	Abington	12.85%	Foxborough	11.77%	Acushnet	10.88%	Southborough	10.00%	Worthington	8.35%	E Springfield Indian	16.48%
Ashland	14.47%	Marlborough	12.84%	Fairhaven	11.76%	Ipswich	10.82%	Littleton	9.98%	Ashfield	8.32%	Liberty	
Stoughton	14.45%	Marion	12.81%	Swampscott	11.75%	Hancock	10.78%	Hadley	9.98%	Buckland	8.32%	Pine Point Boston	16.08%
Randolph	14.45%	Alford	12.79%	Hopkinton	11.74%	Lanesborough	10.78%	Boylston	9.96%	Conway	8.32%	Rd	
Lincoln	14.39%	Great Barrington	12.79%	Monson	11.73%	New Ashford	10.78%	Oxford	9.94%	Cummington	8.19%	E Forest Park 16	14.45%
Gardner	14.38%	Rockland	12.75%	Ware	11.73%	Dracut	10.78%	Rockport	9.93%	Goshen	8.19%	Acre	
Revere	14.27%	Lancaster	12.72%	Sterling	11.69%	Berlin	10.78%	Rehoboth	9.91%	Plainfield	8.19%	Forest Park	14.20%
Cambridge	14.24%	Leicester	12.72%	Dalton	11.66%	Dudley	10.77%	Barnstable	9.91%	Tisbury	8.01%		
Wellesley	14.21%	Amesbury	12.63%	Hubbardston	11.63%	Middleton	10.71%	Sandwich	9.89%	Eastham	7.96%		
Longmeadow	14.15%	Natick	12.63%	Templeton	11.63%	Rochester	10.71%	Brookfield	9.87%	Ashburnham	7.86%	<b>Worcester</b>	
Attleboro	14.11%	Mansfield	12.56%	Wilbraham	11.62%	Hanson	10.66%	East Brookfield	9.87%	Brimfield	7.86%	Downtown	25.54%
Quincy	14.08%	Shrewsbury	12.53%	North Attleborough	11.61%	Oak Bluffs	10.64%	North Brookfield	9.87%	Holland	7.86%	Central City	19.56%
Bedford	14.06%	Winchester	12.51%	Montague	11.59%	Marshfield	10.61%	Rutland	9.87%	Wales	7.86%	East Worcester	17.59%
Middleborough	13.98%	South Hadley	12.48%	Raynham	11.57%	Southampton	10.59%	Bellingham	9.84%	Richmond	7.75%	South Worcester	16.39%
Ludlow	13.95%	Sharon	12.46%	Methuen	11.54%	East Bridgewater	10.55%	Holden	9.82%	Truro	7.57%	West Worcester	13.99%
Medford	13.92%	Salem	12.45%	Westford	11.48%	Egremont	10.53%	West Stockbridge	9.81%	Newbury	7.37%	North Worcester	13.42%
Montgomery	13.90%	Burlington	12.45%	Sturbridge	11.45%	Mount Washington	10.53%	Belchertown	9.81%	Wenham	7.32%		
Westfield	13.90%	Northborough	12.38%	Medway	11.37%	Sheffield	10.53%	Harvard	9.78%	West Newbury	7.24%		
West Springfield	13.88%	Charlton	12.37%	Amherst	11.35%	Mattapoisett	10.52%	North Reading	9.76%	Chilmark	7.13%		
Webster	13.87%	Dighton	12.36%	Pelham	11.35%	Falmouth	10.52%	Dennis	9.69%	Aquinnah	7.13%		
Lynn	13.82%	Stoneham	12.36%	Hudson	11.34%	Gosnold	10.52%	Harwich	9.59%	West Tisbury	7.13%		
Aqawam	13.80%	Easton	12.35%	Grafton	11.33%	Granville	10.47%	Merrimac	9.59%	Leverett	6.94%		
Nahant	13.77%	Andover	12.34%	Newburyport	11.33%	Southwick	10.47%	Orleans	9.56%	New Salem	6.94%		
North Andover	13.73%	Bourne	12.30%	Clarksburg	11.31%	Tolland	10.47%	Boxford	9.53%	Shutesbury	6.94%		