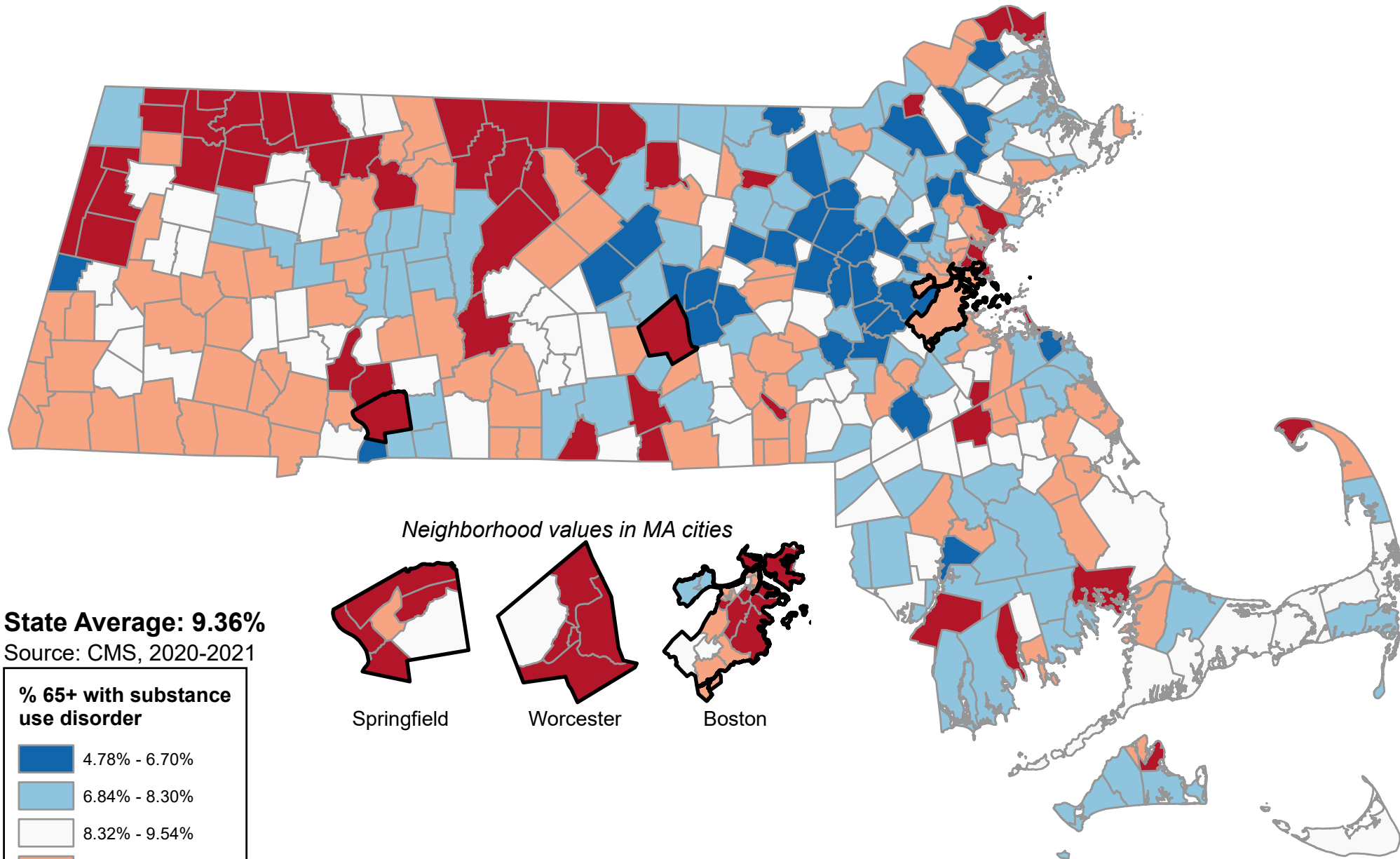


Percentage of Medicare Beneficiaries Age 65+ Years with Substance Use Disorder

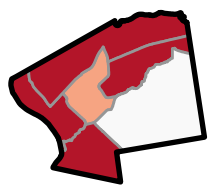


State Average: 9.36%
Source: CMS, 2020-2021

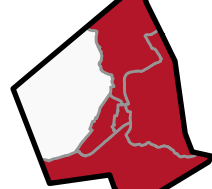
% 65+ with substance use disorder

	4.78% - 6.70%
	6.84% - 8.30%
	8.32% - 9.54%
	9.59% - 11.18%
	11.25% - 20.94%

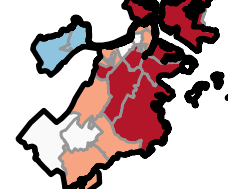
Neighborhood values in MA cities



Springfield



Worcester



Boston

Percentage of Medicare Beneficiaries Age 65+ Years with Substance Use Disorder

Abington	10.18%	Chester	10.58%	Hadley	8.23%	Medfield	6.88%	Peru	8.94%	Swampscott	7.01%	Worthington	9.72%
Acton	6.44%	Chesterfield	9.72%	Halifax	9.06%	Medford	8.10%	Petersham	11.59%	Swansea	8.84%	Wrentham	8.05%
Acushnet	8.38%	Chicopee	11.64%	Hamilton	9.15%	Medway	9.28%	Phillipston	11.59%	Taunton	9.67%	Yarmouth	8.55%
Adams	11.04%	Chilmark	7.88%	Hampden	7.59%	Melrose	8.46%	Pittsfield	12.12%	Templeton	9.88%		
Aqawam	9.37%	Clarksburg	11.83%	Hancock	13.27%	Mendon	9.75%	Plainfield	8.06%	Tewksbury	8.18%	Boston	
Alford	10.29%	Clinton	10.03%	Hanover	7.43%	Merrimac	9.59%	Plainville	9.04%	Tisbury	10.28%	Allston	8.28%
Amesbury	11.51%	Cohasset	6.53%	Hanson	8.49%	Methuen	7.03%	Plymouth	9.00%	Tolland	9.65%	Back Bay	8.93%
Amherst	8.28%	Colrain	12.01%	Hardwick	9.29%	Middleborough	8.28%	Plympton	9.90%	Topsfield	6.84%	Beacon Hill	8.93%
Andover	6.58%	Concord	5.69%	Harvard	6.92%	Middlefield	9.72%	Princeton	6.15%	Townsend	8.12%	Brighton	8.28%
Arlington	7.80%	Conway	9.24%	Harwich	8.13%	Middleton	5.55%	Provincetown	15.51%	Truro	10.11%	Charlestown	12.17%
Ashburnham	11.94%	Cumington	8.06%	Hatfield	11.18%	Milford	9.90%	Quincy	10.79%	Tyngsborough	8.51%	Chinatown	10.65%
Ashby	8.12%	Dalton	10.02%	Haverhill	10.84%	Millbury	11.06%	Randolph	8.40%	Tyringham	8.97%	Dorchester	11.68%
Ashfield	9.24%	Danvers	9.35%	Hawley	12.01%	Millis	8.72%	Raynham	7.14%	Upton	10.65%	Downtown	10.65%
Ashland	11.07%	Dartmouth	7.09%	Heath	12.01%	Millville	9.75%	Reading	6.65%	Uxbridge	8.34%	East Boston	12.52%
Athol	11.59%	Dedham	9.04%	Hingham	7.53%	Milton	7.40%	Rehoboth	7.12%	Wakefield	10.01%	Fenway	10.37%
Atleboro	8.87%	Deerfield	9.69%	Hinsdale	8.94%	Monroe	12.01%	Revere	12.11%	Wales	9.93%	Hyde Park	10.32%
Auburn	7.93%	Dennis	8.68%	Holbrook	11.38%	Monson	8.44%	Richmond	6.66%	Walpole	9.60%	Jamaica Plain	9.67%
Avon	8.44%	Dighton	8.81%	Holden	7.87%	Montague	11.86%	Rochester	7.90%	Waltham	8.82%	Longwood	10.37%
Ayer	12.87%	Douglas	10.42%	Holland	9.93%	Monterey	8.97%	Rockland	9.69%	Ware	12.97%	Mattapan	9.64%
Barnstable	9.28%	Dover	5.71%	Holliston	7.30%	Montgomery	10.88%	Rockport	9.81%	Wareham	11.54%	Mission Hill	11.61%
Barre	10.07%	Dracut	7.19%	Holyoke	12.52%	Mount Washington	9.90%	Rowe	12.01%	Warren	10.34%	North End	10.65%
Becket	10.45%	Dudley	8.72%	Hopedale	11.82%	Nahant	9.84%	Rowley	9.17%	Warwick	12.15%	Roslindale	9.24%
Bedford	7.51%	Dunstable	6.41%	Hopkinton	9.60%	Nantucket	8.44%	Royalston	12.15%	Washington	10.45%	Roxbury	15.50%
Belchertown	9.65%	Duxbury	8.94%	Hubbardston	9.88%	Natick	7.15%	Russell	10.58%	Watertown	7.06%	South Boston	13.79%
Bellingham	9.65%	East Bridgewater	8.92%	Hudson	9.78%	Needham	5.69%	Rutland	5.20%	Wayland	5.80%	South Boston Waterfront	13.79%
Belmont	5.11%	East Brookfield	8.59%	Hull	11.45%	New Ashford	13.27%	Salem	10.30%	Webster	11.45%	South End	12.04%
Berkley	6.45%	East Longmeadow	7.01%	Huntington	9.29%	New Bedford	11.25%	Salisbury	12.20%	Wellesley	5.33%	West End	10.65%
Berlin	9.06%	Eastham	8.58%	Ipswich	8.25%	New Braintree	9.29%	Sandisfield	10.41%	Wellfleet	7.40%	West Roxbury	9.18%
Bernardston	9.17%	Easthampton	9.50%	Kingston	10.40%	New Marlborough	10.41%	Sandwich	8.11%	Wendell	10.99%		
Beverly	10.88%	Easton	8.32%	Lakeville	7.51%	New Salem	8.15%	Sauvus	9.66%	Wenham	6.90%	Springfield	
BillERICA	8.44%	Edgartown	7.97%	Lancaster	8.45%	Newbury	7.71%	Savoy	11.83%	West Boylston	6.34%	Bay, McKnight, Old,	11.04%
Blackstone	10.17%	Egremont	9.90%	Lanesborough	13.27%	Newburyport	8.88%	Scituate	7.90%	West Bridgewater	8.52%	Upper Hill	
Blandford	10.58%	Erving	10.99%	Lawrence	11.54%	Newton	5.48%	Seekonk	7.24%	West Brookfield	8.72%	6 Cor Memo Metro	18.97%
Bolton	6.45%	Essex	9.01%	Lee	9.54%	Norfolk	8.93%	Sharon	5.48%	West Newbury	5.03%	Brightwood S	
Boston	10.90%	Everett	10.88%	Leicester	10.10%	North Adams	11.83%	Sheffield	9.90%	West Springfield	9.77%	E Springfield Indian	13.45%
Bourne	9.82%	Fairhaven	9.88%	Lenox	8.99%	North Andover	8.63%	Shelburne	11.74%	West Stockbridge	9.73%	Liberty	
Boxborough	7.42%	Fall River	13.30%	Leominster	10.98%	North Attleborough	8.10%	Sherborn	5.75%	West Tisbury	7.88%	Pine Point Boston	13.76%
Boxford	5.30%	Falmouth	9.38%	Leverett	8.15%	North Brookfield	8.59%	Shirley	10.40%	Westborough	7.34%	Rd	
Boylston	6.65%	Fitchburg	13.79%	Lexington	6.48%	North Reading	6.89%	Shrewsbury	6.55%	Westfield	10.88%	E Forest Park 16	8.92%
Braintree	8.98%	Florida	11.83%	Leyden	9.17%	Northampton	10.33%	Shutesbury	8.15%	Westford	6.61%	Acre	
Brewster	8.49%	Foxborough	8.48%	Lincoln	4.83%	Northborough	5.94%	Somerset	8.30%	Westhampton	9.50%	Forest Park	12.22%
Bridgewater	7.78%	Framingham	9.46%	Littleton	7.45%	Northbridge	9.46%	Somerville	10.24%	Westminster	8.22%		
Brimfield	9.93%	Franklin	8.51%	Longmeadow	5.36%	Northfield	10.99%	South Hadley	8.34%	Weston	5.24%		
Brockton	11.34%	Freetown	7.45%	Lowell	10.54%	Norton	7.37%	Southampton	9.07%	Westport	7.72%	Worcester	
Brookfield	8.59%	Gardner	12.54%	Ludlow	9.51%	Norwell	7.90%	Southborough	8.47%	Westwood	7.16%	Downtown	20.94%
Brookline	5.56%	Aquinnah	7.88%	Lunenburg	9.14%	Norwood	10.79%	Southbridge	11.65%	Weymouth	10.15%	Central City	16.75%
Buckland	9.24%	Georgetown	8.45%	Lynn	12.06%	Oak Bluffs	14.31%	Southwick	9.65%	Whately	9.69%	East Worcester	14.07%
Burlington	8.14%	Gill	10.99%	Lynnfield	6.70%	Oakham	9.29%	Spencer	9.22%	Whitman	9.90%	North Worcester	11.66%
Cambridge	9.72%	Gloucester	9.31%	Malden	10.00%	Orange	12.15%	Springfield	12.34%	Wilbraham	7.56%	South Worcester	12.42%
Canton	7.79%	Goshen	8.06%	Manchester	8.21%	Orleans	8.57%	Sterling	7.82%	Williamsburg	8.05%	West Worcester	8.44%
Carlisle	4.78%	Gosnold	9.38%	Mansfield	9.27%	Otis	8.97%	Stockbridge	9.70%	Williamstown	7.98%		
Carver	10.31%	Grafton	9.28%	Marblehead	8.55%	Oxford	12.35%	Stoneham	8.23%	Wilmington	7.78%		
Charlemont	12.01%	Granby	10.73%	Marion	7.73%	Palmer	10.46%	Stoughton	8.89%	Winchendon	11.85%		
Charlton	7.61%	Granville	9.65%	Marlborough	10.93%	Paxton	8.11%	Stow	6.20%	Winchester	5.79%		
Chatham	7.83%	Great Barrington	10.29%	Marshfield	9.86%	Peabody	8.70%	Sturbridge	6.85%	Windsor	8.52%		
Chelmsford	7.03%	Greenfield	13.86%	Mashpee	8.89%	Pelham	8.28%	Sudbury	5.78%	Winthrop	11.74%		
Chelsea	15.42%	Groton	8.10%	Mattapoisett	7.56%	Pembroke	9.74%	Sunderland	8.15%	Woburn	9.28%		
Cheshire	8.52%	Groveland	7.48%	Maynard	9.33%	Pepperell	8.04%	Sutton	8.27%	Worcester	11.96%		



Percentage of Medicare Beneficiaries Age 65+ Years with Substance Use Disorder (Ranked)

Provincetown	15.51%	Northfield	10.99%	Bourne	9.82%	Berlin	9.06%	Pelham	8.28%	Boxborough	7.42%	West Newbury	5.03%
Chelsea	15.42%	Wendell	10.99%	Rockport	9.81%	Plainville	9.04%	Middleborough	8.28%	Milton	7.40%	Lincoln	4.83%
Oak Bluffs	14.31%	Leominster	10.98%	Hudson	9.78%	Dedham	9.04%	Sutton	8.27%	Wellfleet	7.40%	Carlisle	4.78%
Greenfield	13.86%	Marlborough	10.93%	West Springfield	9.77%	Essex	9.01%	Ipswich	8.25%	Norton	7.37%		
Fitchburg	13.79%	Boston	10.90%	Mendon	9.75%	Plymouth	9.00%	Stoneham	8.23%	Westborough	7.34%	Boston	
Fall River	13.30%	Beverly	10.88%	Millville	9.75%	Lenox	8.99%	Hadley	8.23%	Holliston	7.30%	Roxbury	15.50%
Hancock	13.27%	Everett	10.88%	Pembroke	9.74%	Braintree	8.98%	Westminster	8.22%	Seekonk	7.24%	South Boston	13.79%
Lanesborough	13.27%	Montgomery	10.88%	West Stockbridge	9.73%	Monterey	8.97%	Manchester	8.21%	Dracut	7.19%	South Boston Waterfront	13.79%
New Ashford	13.27%	Westfield	10.88%	Cambridge	9.72%	Otis	8.97%	Tewksbury	8.18%	Westwood	7.16%	East Boston	12.52%
Ware	12.97%	Haverhill	10.84%	Chesterfield	9.72%	Tyringham	8.97%	Leverett	8.15%	Natick	7.15%	Charlestown	12.17%
Ayer	12.87%	Norwood	10.79%	Middlefield	9.72%	Duxbury	8.94%	New Salem	8.15%	Raynham	7.14%	South End	12.04%
Gardner	12.54%	Quincy	10.79%	Worthington	9.72%	Hinsdale	8.94%	Shutesbury	8.15%	Rehoboth	7.12%	Dorchester	11.68%
Holyoke	12.52%	Granby	10.73%	Stockbridge	9.70%	Peru	8.94%	Sunderland	8.15%	Dartmouth	7.09%	Mission Hill	11.61%
Oxford	12.35%	Upton	10.65%	Rockland	9.69%	Norfolk	8.93%	Burlington	8.14%	Watertown	7.06%	Chinatown	10.65%
Springfield	12.34%	Blandford	10.58%	Deerfield	9.69%	East Bridgewater	8.92%	Harwich	8.13%	Chelmsford	7.03%	Downtown	10.65%
Salisbury	12.20%	Chester	10.58%	Whately	9.69%	Stoughton	8.89%	Ashby	8.12%	Methuen	7.03%	North End	10.65%
Orange	12.15%	Russell	10.58%	Taunton	9.67%	Mashpee	8.89%	Townsend	8.12%	East Longmeadow	7.01%	West End	10.65%
Royalston	12.15%	Lowell	10.54%	Saugus	9.66%	Newburyport	8.88%	Paxton	8.11%	Swampscott	7.01%	Fenway	10.37%
Warwick	12.15%	Palmer	10.46%	Belchertown	9.65%	Attleboro	8.87%	Sandwich	8.11%	Harvard	6.92%	Longwood	10.37%
Pittsfield	12.12%	Becket	10.45%	Granville	9.65%	Swansea	8.84%	North Attleborough	8.10%	Wenham	6.90%	Hyde Park	10.32%
Revere	12.11%	Washington	10.45%	Southwick	9.65%	Waltham	8.82%	Groton	8.10%	North Reading	6.89%	Jamaica Plain	9.67%
Lynn	12.06%	Douglas	10.42%	Tolland	9.65%	Dighton	8.81%	Medford	8.10%	Medfield	6.88%	Mattapan	9.64%
Charlemont	12.01%	New Marlborough	10.41%	Bellingham	9.65%	Millis	8.72%	Cummington	8.06%	Sturbridge	6.85%	Roslindale	9.24%
Colrain	12.01%	Sandisfield	10.41%	Walpole	9.60%	West Brookfield	8.72%	Goshen	8.06%	Topsfield	6.84%	West Roxbury	9.18%
Hawley	12.01%	Shirley	10.40%	Hopkinton	9.60%	Dudley	8.72%	Plainfield	8.06%	Lynnfield	6.70%	Back Bay	8.93%
Heath	12.01%	Kingston	10.40%	Merrimac	9.59%	Peabody	8.70%	Williamsburg	8.05%	Richmond	6.66%	Beacon Hill	8.93%
Monroe	12.01%	Warren	10.34%	Lee	9.54%	Dennis	8.68%	Wrentham	8.05%	Reading	6.65%	Allston	8.28%
Rowe	12.01%	Northampton	10.33%	Ludlow	9.51%	North Andover	8.63%	Pepperell	8.04%	Boylston	6.65%	Brighton	8.28%
Worcester	11.96%	Carver	10.31%	Easthampton	9.50%	Brookfield	8.59%	Williamstown	7.98%	Westford	6.61%		
Ashburnham	11.94%	Salem	10.30%	Westhampton	9.50%	East Brookfield	8.59%	Edgartown	7.97%	Andover	6.58%	Springfield	
Montague	11.86%	Alford	10.29%	Northbridge	9.46%	North Brookfield	8.59%	Auburn	7.93%	Shrewsbury	6.55%	6 Cor Memo Metro	18.97%
Winchendon	11.85%	Great Barrington	10.29%	Framingham	9.46%	Eastham	8.58%	Scituate	7.90%	Cohasset	6.53%	Brightwood So	
Clarksburg	11.83%	Tisbury	10.28%	Falmouth	9.38%	Orleans	8.57%	Rochester	7.90%	Lexington	6.48%	Pine Point Boston	
Florida	11.83%	Somerville	10.24%	Gosnold	9.38%	Yarmouth	8.55%	Norwell	7.90%	Berkley	6.45%	Rd	13.76%
North Adams	11.83%	Abington	10.18%	Aqawam	9.37%	Marblehead	8.55%	Chilmark	7.88%	Bolton	6.45%	E Springfield Indian	
Savoy	11.83%	Blackstone	10.17%	Danvers	9.35%	Cheshire	8.52%	Aquinnah	7.88%	Acton	6.44%	Liberty	13.45%
Hopedale	11.82%	Weymouth	10.15%	Maynard	9.33%	Windsor	8.52%	West Tisbury	7.88%	Dunstable	6.41%		
Shelburne	11.74%	Truro	10.11%	Gloucester	9.31%	West Bridgewater	8.52%	Holden	7.87%	West Boylston	6.34%	Forest Park	12.22%
Winthrop	11.74%	Leicester	10.10%	Hardwick	9.29%	Franklin	8.51%	Chatham	7.83%	Stow	6.20%	Bay, McKnight, Old,	
Southbridge	11.65%	Barre	10.07%	New Braintree	9.29%	Tyngsborough	8.51%	Sterling	7.82%	Princeton	6.15%	Upper Hill	11.04%
Chicopee	11.64%	Clinton	10.03%	Oakham	9.29%	Brewster	8.49%	Arlington	7.80%	Northborough	5.94%	E Forest Park 16	
Athol	11.59%	Dalton	10.02%	Huntington	9.29%	Hanson	8.49%	Canton	7.79%	Wayland	5.80%	Acre	8.92%
Petersham	11.59%	Wakefield	10.01%	Woburn	9.28%	Foxborough	8.48%	Wilmington	7.78%	Winchester	5.79%		
Phillipston	11.59%	Malden	10.00%	Grafton	9.28%	Southborough	8.47%	Bridgewater	7.78%	Sudbury	5.78%	Worcester	
Lawrence	11.54%	Brimfield	9.93%	Medway	9.28%	Melrose	8.46%	Marion	7.73%	Sherborn	5.75%	Downtown	20.94%
Wareham	11.54%	Holland	9.93%	Barnstable	9.28%	Lancaster	8.45%	Westport	7.72%	Dover	5.71%	Central City	16.75%
Amesbury	11.51%	Wales	9.93%	Mansfield	9.27%	Georgetown	8.45%	Newbury	7.71%	Needham	5.69%	East Worcester	14.07%
Webster	11.45%	Egremont	9.90%	Ashfield	9.24%	Monson	8.44%	Charlton	7.61%	Concord	5.69%	South Worcester	12.42%
Hull	11.45%	Mount Washington	9.90%	Buckland	9.24%	Nantucket	8.44%	Hampden	7.59%	Brookline	5.56%	North Worcester	11.66%
Holbrook	11.38%	Sheffield	9.90%	Conway	9.24%	Avon	8.44%	Mattapoisett	7.56%	Middleton	5.55%	West Worcester	8.44%
Brockton	11.34%	Plympton	9.90%	Spencer	9.22%	Billerica	8.44%	Wilbraham	7.56%	Newton	5.48%		
New Bedford	11.25%	Milford	9.90%	Rowley	9.17%	Randolph	8.40%	Hingham	7.53%	Sharon	5.48%		
Hatfield	11.18%	Whitman	9.90%	Bernardston	9.17%	Acushnet	8.38%	Lakeville	7.51%	Longmeadow	5.36%		
Ashland	11.07%	Hubbardston	9.88%	Leyden	9.17%	Uxbridge	8.34%	Bedford	7.51%	Wellesley	5.33%		
Millbury	11.06%	Templeton	9.88%	Hamilton	9.15%	South Hadley	8.34%	Groveland	7.48%	Boxford	5.30%		
Adams	11.04%	Fairhaven	9.88%	Lunenburg	9.14%	Easton	8.32%	Freetown	7.45%	Weston	5.24%		
Erving	10.99%	Marshfield	9.86%	Southampton	9.07%	Somerset	8.30%	Littleton	7.45%	Rutland	5.20%		
Gill	10.99%	Nahant	9.84%	Halifax	9.06%	Amherst	8.28%	Hanover	7.43%	Belmont	5.11%		