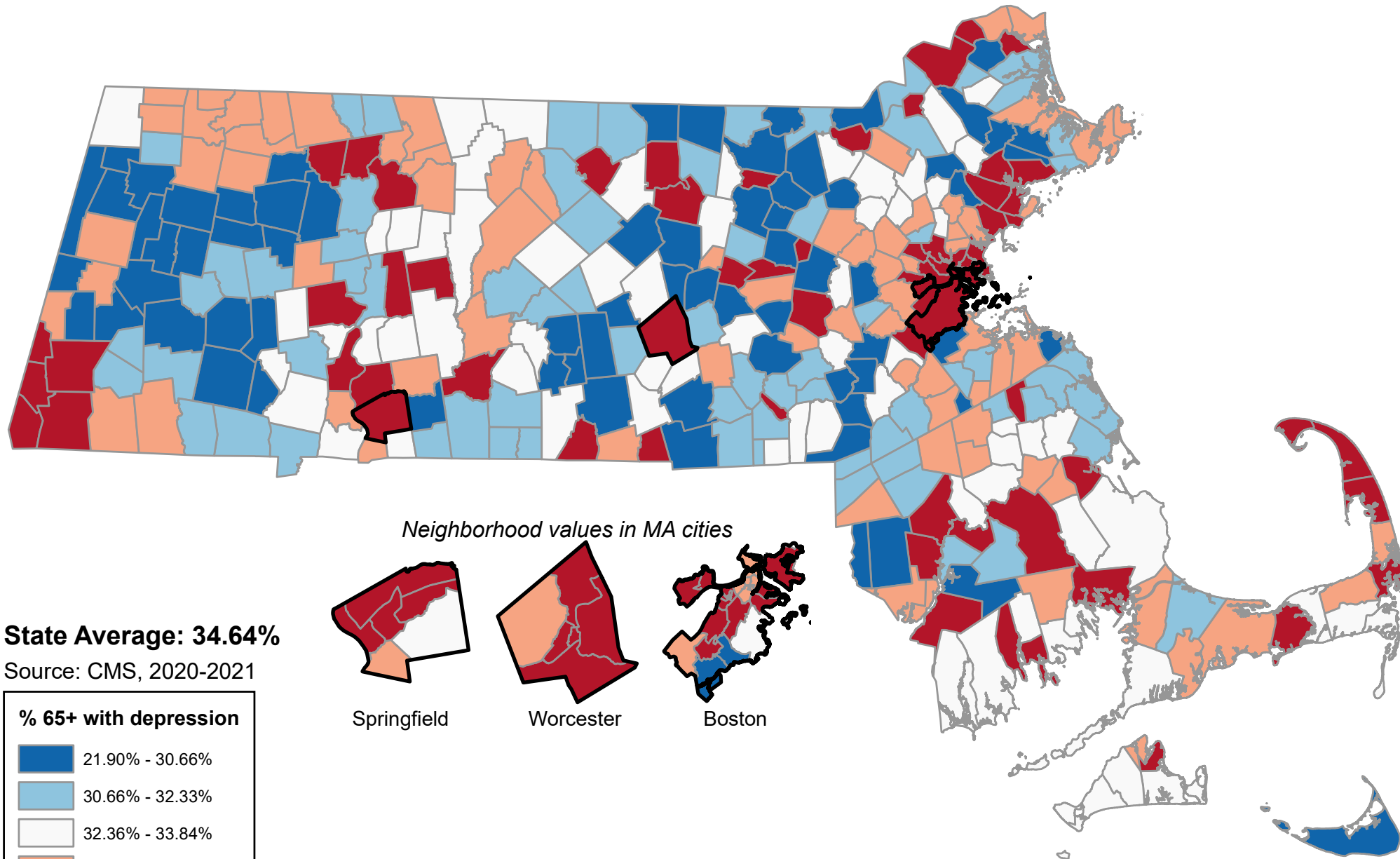
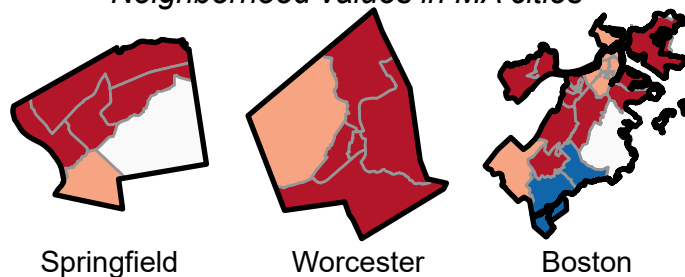


# Percentage of Medicare Beneficiaries Age 65+ Years with Depression



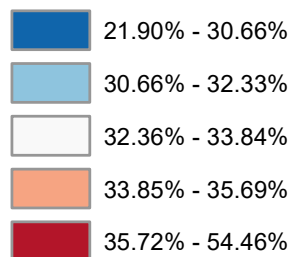
*Neighborhood values in MA cities*



**State Average: 34.64%**

Source: CMS, 2020-2021

**% 65+ with depression**



## Percentage of Medicare Beneficiaries Age 65+ Years with Depression

Abington	31.71%	Chester	24.35%	Hadley	31.97%	Medfield	25.93%	Peru	23.47%	Swampscott	36.46%	Worthington	31.03%
Acton	30.74%	Chesterfield	31.03%	Halifax	33.89%	Medford	36.06%	Petersham	35.67%	Swansea	35.29%	Wrentham	30.22%
Acushnet	32.77%	Chicopee	36.60%	Hamilton	29.87%	Medway	31.88%	Phillipston	35.67%	Taunton	39.93%	Yarmouth	36.60%
Adams	30.88%	Chilmark	33.77%	Hampden	32.15%	Melrose	34.68%	Pittsfield	35.00%	Templeton	32.30%		
Aqawam	33.37%	Clarksburg	34.95%	Hancock	27.87%	Mendon	31.04%	Plainfield	27.87%	Tewksbury	35.10%	<b>Boston</b>	
Alford	36.79%	Clinton	34.30%	Hanover	30.77%	Merrimac	36.37%	Plainville	31.73%	Tisbury	34.60%	Allston	41.48%
Amesbury	35.28%	Cohasset	27.76%	Hanson	33.67%	Methuen	31.20%	Plymouth	32.82%	Tolland	30.66%	Back Bay	34.05%
Amherst	35.87%	Colrain	35.69%	Hardwick	30.73%	Middleborough	35.84%	Plympton	34.86%	Topsfield	30.35%	Beacon Hill	34.05%
Andover	31.43%	Concord	34.11%	Harvard	27.17%	Middlefield	31.03%	Princeton	25.34%	Townsend	29.29%	Brighton	41.48%
Arlington	36.98%	Conway	29.43%	Harwich	33.41%	Middleton	33.14%	Provincetown	41.72%	Truro	35.95%	Charlestown	35.09%
Ashburnham	31.47%	Cumington	27.87%	Hatfield	30.69%	Milford	31.72%	Quincy	33.91%	Tyngsborough	31.88%	Chinatown	35.03%
Ashby	29.29%	Dalton	30.01%	Haverhill	36.52%	Millbury	33.49%	Randolph	30.99%	Tyringham	31.10%	Dorchester	33.54%
Ashfield	29.43%	Danvers	37.85%	Hawley	35.69%	Millis	30.21%	Raynham	33.32%	Upton	32.04%	Downtown	35.03%
Ashland	35.34%	Dartmouth	32.55%	Heath	35.69%	Millville	31.04%	Reading	33.18%	Uxbridge	31.24%	East Boston	38.05%
Athol	35.67%	Dedham	37.02%	Hingham	35.05%	Milton	30.38%	Rehoboth	29.14%	Wakefield	33.90%	Fenway	44.21%
Atleboro	35.05%	Deerfield	31.44%	Hinsdale	23.47%	Monroe	35.69%	Revere	40.58%	Wales	31.76%	Hyde Park	30.45%
Auburn	33.35%	Dennis	33.22%	Holbrook	34.39%	Monson	31.62%	Richmond	21.90%	Walpole	32.62%	Jamaica Plain	38.41%
Avon	27.97%	Dighton	37.19%	Holden	33.37%	Montague	40.06%	Rochester	35.14%	Waltham	34.28%	Longwood	44.21%
Ayer	39.34%	Douglas	30.06%	Holland	31.76%	Monterey	31.10%	Rockland	37.31%	Ware	35.20%	Mattapan	26.39%
Barnstable	34.86%	Dover	26.86%	Holliston	30.70%	Montgomery	33.65%	Rockport	34.93%	Wareham	37.04%	Mission Hill	46.79%
Barre	32.79%	Dracut	30.60%	Holyoke	39.04%	Mount Washington	35.77%	Rowe	35.69%	Warren	32.96%	North End	35.03%
Becket	24.42%	Dudley	35.06%	Hopedale	37.08%	Nahant	33.18%	Rowley	31.75%	Warwick	33.76%	Roslindale	37.34%
Bedford	33.71%	Dunstable	28.62%	Hopkinton	29.51%	Nantucket	25.22%	Royalston	33.76%	Washington	24.42%	Roxbury	37.70%
Belchertown	32.85%	Duxbury	31.89%	Hubbardston	32.30%	Natick	35.62%	Russell	24.35%	Watertown	36.12%	South Boston	35.97%
Bellingham	33.18%	East Bridgewater	33.52%	Hudson	35.79%	Needham	35.02%	Rutland	32.84%	Wayland	33.06%	South Boston Waterfront	35.97%
Belmont	33.95%	East Brookfield	28.87%	Hull	34.55%	New Ashford	27.87%	Salem	38.50%	Webster	38.50%	South End	35.19%
Berkley	32.19%	East Longmeadow	33.80%	Huntington	29.50%	New Bedford	37.86%	Salisbury	35.44%	Wellesley	32.02%	West End	35.03%
Berlin	35.72%	Eastham	34.62%	Ipswich	34.44%	New Braintree	30.73%	Sandisfield	35.00%	Wellfleet	36.07%	West Roxbury	34.58%
Bernardston	31.88%	Easthampton	32.62%	Kingston	37.51%	New Marlborough	35.00%	Sandwich	31.47%	Wendell	34.72%		
Beverly	38.81%	Easton	34.10%	Lakeville	31.36%	New Salem	32.83%	Saugus	35.57%	Wenham	30.56%	<b>Springfield</b>	
BillERICA	32.36%	Edgartown	32.56%	Lancaster	33.49%	Newbury	31.17%	Savoy	34.95%	West Boylston	30.14%	Bay, McKnight, Old,	38.30%
Blackstone	32.60%	Egremont	35.77%	Lanesborough	27.87%	Newburyport	35.91%	Scituate	31.03%	West Bridgewater	34.83%	Upper Hill	
Blandford	24.35%	Erving	34.72%	Lawrence	43.41%	Newton	34.43%	Seekonk	30.50%	West Brookfield	33.53%	6 Cor Memo Metro	54.46%
Bolton	32.02%	Essex	31.74%	Lee	29.20%	Norfolk	27.63%	Sharon	31.41%	West Newbury	25.21%	Brightwood S	
Boston	35.82%	Everett	37.08%	Leicester	31.26%	North Adams	34.95%	Shelfield	35.77%	West Springfield	34.80%	E Springfield Indian	41.14%
Bourne	35.07%	Fairhaven	36.67%	Lenox	34.64%	North Andover	32.43%	Shelburne	40.07%	West Stockbridge	35.35%	Liberty	
Boxborough	27.13%	Fall River	43.91%	Leominster	37.59%	North Attleborough	31.19%	Sherborn	32.65%	West Tisbury	33.77%	Pine Point Boston	40.37%
Boxford	25.75%	Falmouth	32.95%	Leverett	32.83%	North Brookfield	28.87%	Shirley	33.76%	Westborough	32.75%	Rd	
Boylston	29.02%	Fitchburg	38.95%	Lexington	34.91%	North Reading	29.46%	Shrewsbury	31.13%	Westfield	33.65%	E Forest Park 16	33.41%
Braintree	32.07%	Florida	34.95%	Leyden	31.88%	Northampton	40.30%	Shutesbury	32.83%	Westford	28.37%	Acre	
Brewster	34.21%	Foxborough	31.41%	Lincoln	33.85%	Northborough	29.63%	Somerset	35.52%	Westhampton	32.62%	Forest Park	34.33%
Bridgewater	33.66%	Framingham	36.24%	Littleton	28.82%	Northbridge	32.13%	Somerville	38.95%	Westminster	32.46%		
Brimfield	31.76%	Franklin	33.13%	Longmeadow	34.28%	Northfield	34.72%	South Hadley	33.43%	Weston	30.22%		
Brockton	34.86%	Freetown	27.58%	Lowell	36.90%	Norton	31.25%	Southampton	31.45%	Westport	33.23%	<b>Worcester</b>	
Brookfield	28.87%	Gardner	37.71%	Ludlow	34.16%	Norwell	31.03%	Southborough	29.96%	Westwood	33.14%	Downtown	52.58%
Brookline	37.84%	Aquinnah	33.77%	Lunenburg	32.05%	Norwood	33.91%	Southbridge	36.28%	Weymouth	34.69%	Central City	44.17%
Buckland	29.43%	Georgetown	33.64%	Lynn	38.18%	Oak Bluffs	36.24%	Southwick	30.66%	Whately	31.44%	East Worcester	40.72%
Burlington	33.03%	Gill	34.72%	Lynnfield	30.66%	Oakham	30.73%	Spencer	29.86%	Whitman	33.36%	North Worcester	36.48%
Cambridge	39.14%	Gloucester	35.29%	Malden	34.64%	Orange	33.76%	Springfield	38.74%	Wilbraham	29.98%	South Worcester	38.68%
Canton	35.22%	Goshen	27.87%	Manchester	31.72%	Orleans	35.96%	Sterling	29.09%	Williamsburg	34.75%	West Worcester	35.66%
Carlsle	26.49%	Gosnold	32.95%	Mansfield	31.48%	Otis	31.10%	Stockbridge	29.32%	Williamstown	32.83%		
Carver	33.71%	Grafton	33.89%	Marblehead	34.20%	Oxford	33.27%	Stoneham	32.93%	Wilmington	32.65%		
Charlemont	35.69%	Granby	32.61%	Marion	32.52%	Palmer	36.47%	Stoughton	34.08%	Winchendon	32.33%		
Charlton	29.38%	Granville	30.66%	Marlborough	33.93%	Paxton	28.21%	Stow	29.24%	Winchester	32.15%		
Chatham	33.50%	Great Barrington	36.79%	Marshfield	31.92%	Peabody	38.03%	Sturbridge	33.18%	Windsor	26.39%		
Chelmsford	32.74%	Greenfield	43.14%	Mashpee	34.92%	Pelham	35.87%	Sudbury	30.41%	Winthrop	37.69%		
Chelsea	45.13%	Groton	30.04%	Mattapoisett	33.84%	Pembroke	33.13%	Sunderland	32.83%	Woburn	34.76%		
Cheshire	26.39%	Groveland	31.88%	Maynard	35.88%	Pepperell	31.03%	Sutton	30.16%	Worcester	38.44%		

## Percentage of Medicare Beneficiaries Age 65+ Years with Depression (Ranked)

Chelsea	45.13%	Middleborough	35.84%	Lenox	34.64%	Sturbridge	33.18%	Wales	31.76%	Sutton	30.16%	Hinsdale	23.47%
Fall River	43.91%	Boston	35.82%	Eastham	34.62%	Westwood	33.14%	Rowley	31.75%	West Boylston	30.14%	Peru	23.47%
Lawrence	43.41%	Hudson	35.79%	Tisbury	34.60%	Middleton	33.14%	Essex	31.74%	Douglas	30.06%	Richmond	21.90%
Greenfield	43.14%	Egremont	35.77%	Hull	34.55%	Pembroke	33.13%	Plainville	31.73%	Groton	30.04%		
Provincetown	41.72%	Mount Washington	35.77%	Ipswich	34.44%	Franklin	33.13%	Milford	31.72%	Dalton	30.01%	<b>Boston</b>	
Revere	40.58%	Sheffield	35.77%	Newton	34.43%	Wayland	33.06%	Manchester	31.72%	Wilbraham	29.98%	Mission Hill	46.79%
Northampton	40.30%	Berlin	35.72%	Holbrook	34.39%	Burlington	33.03%	Abington	31.71%	Southborough	29.96%	Fenway	44.21%
Shelburne	40.07%	Charlemont	35.69%	Clinton	34.30%	Warren	32.96%	Monson	31.62%	Hamilton	29.87%	Longwood	44.21%
Montague	40.06%	Colrain	35.69%	Longmeadow	34.28%	Falmouth	32.95%	Mansfield	31.48%	Spencer	29.86%	Allston	41.48%
Taunton	39.93%	Hawley	35.69%	Waltham	34.28%	Gosnold	32.95%	Ashburnham	31.47%	Northborough	29.63%	Brighton	41.48%
Ayer	39.34%	Heath	35.69%	Brewster	34.21%	Stoneham	32.93%	Sandwich	31.47%	Hopkinton	29.51%	Jamaica Plain	38.41%
Cambridge	39.14%	Monroe	35.69%	Marblehead	34.20%	Belchertown	32.85%	Southampton	31.45%	Huntington	29.50%	East Boston	38.05%
Holyoke	39.04%	Rowe	35.69%	Ludlow	34.16%	Rutland	32.84%	Deerfield	31.44%	North Reading	29.46%	Roxbury	37.70%
Somerville	38.95%	Athol	35.67%	Concord	34.11%	Williamstown	32.83%	Whately	31.44%	Ashfield	29.43%	Roslindale	37.34%
Fitchburg	38.95%	Petersham	35.67%	Easton	34.10%	Leverett	32.83%	Andover	31.43%	Buckland	29.43%	South Boston	35.97%
Beverly	38.81%	Phillipston	35.67%	Stoughton	34.08%	New Salem	32.83%	Sharon	31.41%	Conway	29.43%	South Boston Waterfront	35.97%
Springfield	38.74%	Natick	35.62%	Belmont	33.95%	Shutesbury	32.83%	Foxborough	31.41%	Charlton	29.38%	South End	35.19%
Webster	38.50%	Saugus	35.57%	Marlborough	33.93%	Sunderland	32.83%	Lakeville	31.36%	Stockbridge	29.32%	Charlestown	35.09%
Salem	38.50%	Somerset	35.52%	Quincy	33.91%	Plymouth	32.82%	Leicester	31.26%	Ashby	29.29%	Chinatown	35.03%
Worcester	38.44%	Salisbury	35.44%	Norwood	33.91%	Barre	32.79%	Norton	31.25%	Townsend	29.29%	Downtown	35.03%
Lynn	38.18%	West Stockbridge	35.35%	Wakefield	33.90%	Acushnet	32.77%	Uxbridge	31.24%	Stow	29.24%	North End	35.03%
Peabody	38.03%	Ashland	35.34%	Grafton	33.89%	Westborough	32.75%	Methuen	31.20%	Lee	29.20%	West End	35.03%
New Bedford	37.86%	Gloucester	35.29%	Halifax	33.89%	Chelmsford	32.74%	North Attleborough	31.19%	Rehoboth	29.14%	West Roxbury	34.58%
Danvers	37.85%	Swansea	35.29%	Lincoln	33.85%	Wilmington	32.65%	Newbury	31.17%	Sterling	29.09%	Back Bay	34.05%
Brookline	37.84%	Amesbury	35.28%	Mattapoisett	33.84%	Sherborn	32.65%	Shrewsbury	31.13%	Boylston	29.02%	Beacon Hill	34.05%
Gardner	37.71%	Canton	35.22%	East Longmeadow	33.80%	Easthampton	32.62%	Monterey	31.10%	Brookfield	28.87%	Dorchester	33.54%
Winthrop	37.69%	Ware	35.20%	Chilmark	33.77%	Westhampton	32.62%	Otis	31.10%	East Brookfield	28.87%	Hyde Park	30.45%
Leominster	37.59%	Rochester	35.14%	Aquinnah	33.77%	Walpole	32.62%	Tyringham	31.10%	North Brookfield	28.87%	Mattapan	26.39%
Kingston	37.51%	Tewksbury	35.10%	West Tisbury	33.77%	Granby	32.61%	Mendon	31.04%	Littleton	28.82%		
Rockland	37.31%	Bourne	35.07%	Shirley	33.76%	Blackstone	32.60%	Millville	31.04%	Dunstable	28.62%	<b>Springfield</b>	
Dighton	37.19%	Dudley	35.06%	Orange	33.76%	Edgartown	32.56%	Chesterfield	31.03%	Westford	28.37%	6 Cor Memo Metro	54.46%
Everett	37.08%	Attleboro	35.05%	Royalston	33.76%	Dartmouth	32.55%	Middlefield	31.03%	Paxton	28.21%	Brightwood So	
Hopedale	37.08%	Hingham	35.05%	Warwick	33.76%	Marion	32.52%	Worthington	31.03%	Avon	27.97%	E Springfield Indian	
Wareham	37.04%	Needham	35.02%	Bedford	33.71%	Westminster	32.46%	Pepperell	31.03%	Hancock	27.87%	Liberty	41.14%
Dedham	37.02%	Pittsfield	35.00%	Carver	33.71%	North Andover	32.43%	Scituate	31.03%	Lanesborough	27.87%	Pine Point Boston	
Arlington	36.98%	New Marlborough	35.00%	Hanson	33.67%	Billerica	32.36%	Norwell	31.03%	New Ashford	27.87%	Rd	40.37%
Lowell	36.90%	Sandisfield	35.00%	Bridgewater	33.66%	Winchendon	32.33%	Randolph	30.99%	Cummington	27.87%	Bay, McKnight, Old,	
Alford	36.79%	Clarksburg	34.95%	Montgomery	33.65%	Hubbardston	32.30%	Adams	30.88%	Goshen	27.87%	Upper Hill	38.30%
Great Barrington	36.79%	Florida	34.95%	Westfield	33.65%	Templeton	32.30%	Hanover	30.77%	Plainfield	27.87%	Forest Park	34.33%
Fairhaven	36.67%	North Adams	34.95%	Georgetown	33.64%	Berkley	32.19%	Acton	30.74%	Cohasset	27.76%		
Chicopee	36.60%	Savoy	34.95%	West Brookfield	33.53%	Hampden	32.15%	Hardwick	30.73%	Norfolk	27.63%	E Forest Park 16	
Yarmouth	36.60%	Rockport	34.93%	East Bridgewater	33.52%	Winchester	32.15%	New Braintree	30.73%	Freetown	27.58%	Acre	33.41%
Haverhill	36.52%	Mashpee	34.92%	Chatham	33.50%	Northbridge	32.13%	Oakham	30.73%	Harvard	27.17%		
Palmer	36.47%	Lexington	34.91%	Lancaster	33.49%	Braintree	32.07%	Holliston	30.70%	Boxborough	27.13%	<b>Worcester</b>	
Swampscott	36.46%	Brockton	34.86%	Millbury	33.49%	Lunenburg	32.05%	Hatfield	30.69%	Dover	26.86%	Downtown	52.58%
Merrimac	36.37%	Plympton	34.86%	South Hadley	33.43%	Upton	32.04%	Granville	30.66%	Carlisle	26.49%	Central City	44.17%
Southbridge	36.28%	Barnstable	34.86%	Harwich	33.41%	Wellesley	32.02%	Southwick	30.66%	Cheshire	26.39%	East Worcester	40.72%
Framingham	36.24%	West Bridgewater	34.83%	Agawam	33.37%	Bolton	32.02%	Tolland	30.66%	Windsor	26.39%	South Worcester	38.68%
Oak Bluffs	36.24%	West Springfield	34.80%	Holden	33.37%	Hadley	31.97%	Lynnfield	30.66%	Medfield	25.93%	North Worcester	36.48%
Watertown	36.12%	Woburn	34.76%	Whitman	33.36%	Marshfield	31.92%	Dracut	30.60%	Boxford	25.75%	West Worcester	35.66%
Wellfleet	36.07%	Williamsburg	34.75%	Auburn	33.35%	Duxbury	31.89%	Wenham	30.56%	Princeton	25.34%		
Medford	36.06%	Erving	34.72%	Raynham	33.32%	Bernardston	31.88%	Seekonk	30.50%	Nantucket	25.22%		
Orleans	35.96%	Gill	34.72%	Oxford	33.27%	Leyden	31.88%	Sudbury	30.41%	West Newbury	25.21%		
Truro	35.95%	Northfield	34.72%	Westport	33.23%	Tyngsborough	31.88%	Milton	30.38%	Becket	24.42%		
Newburyport	35.91%	Wendell	34.72%	Dennis	33.22%	Medway	31.88%	Topsfield	30.35%	Washington	24.42%		
Maynard	35.88%	Weymouth	34.69%	Nahant	33.18%	Groveland	31.88%	Wrentham	30.22%	Blandford	24.35%		
Amherst	35.87%	Melrose	34.68%	Reading	33.18%	Brimfield	31.76%	Weston	30.22%	Chester	24.35%		
Pelham	35.87%	Malden	34.64%	Bellingham	33.18%	Holland	31.76%	Millis	30.21%	Russell	24.35%		