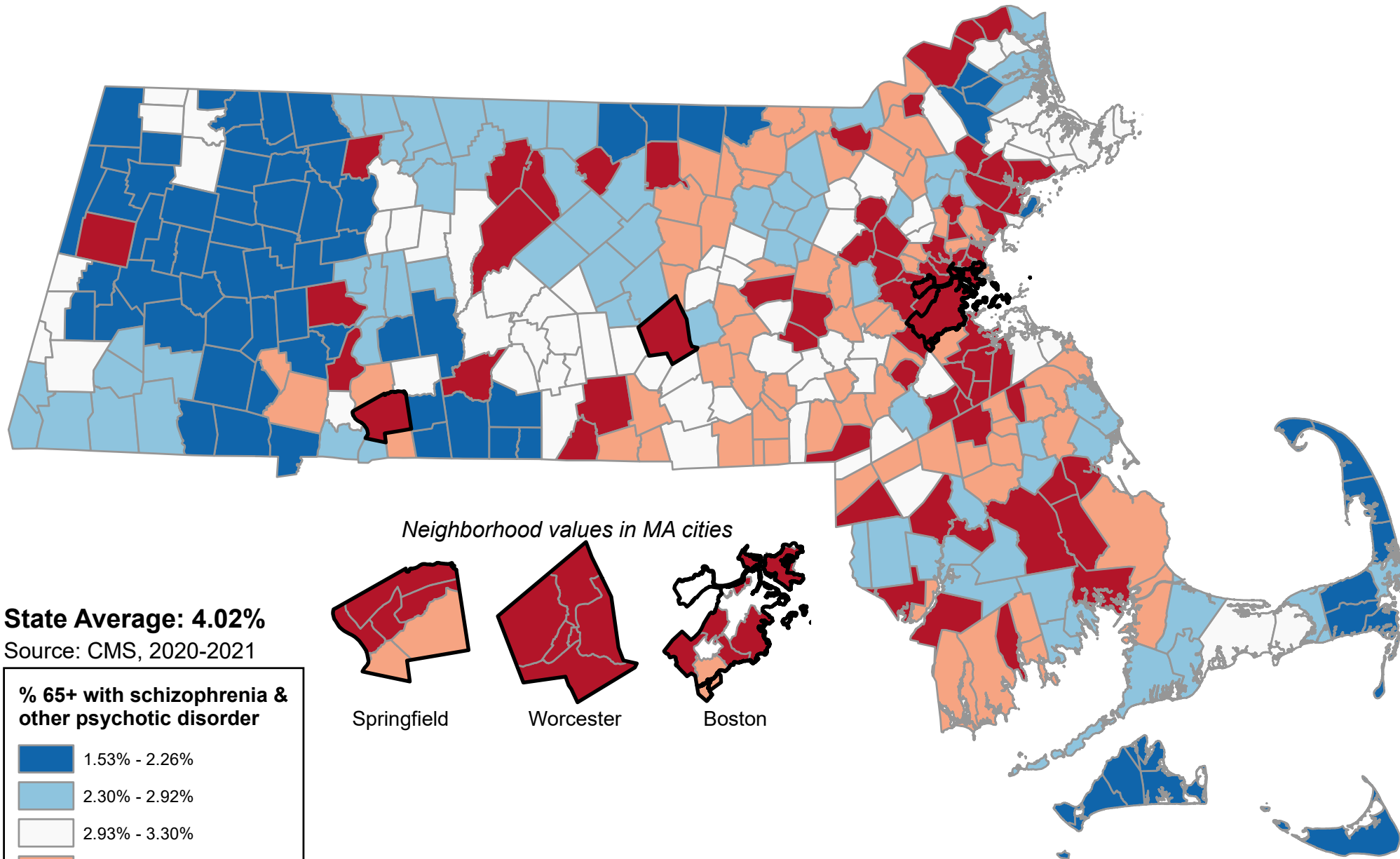
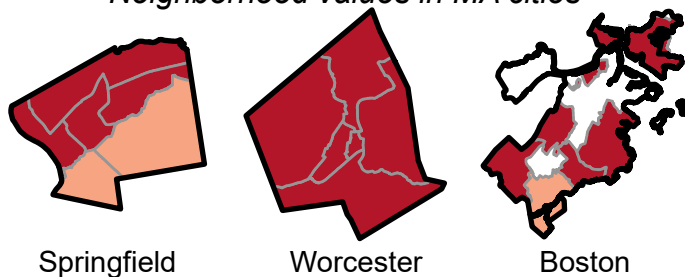


Percentage of Medicare Beneficiaries Age 65+ Years with Schizophrenia or other Psychotic Disorders



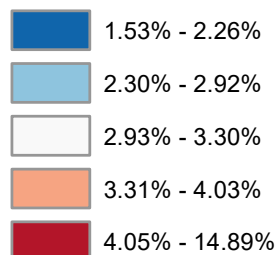
Neighborhood values in MA cities



State Average: 4.02%

Source: CMS, 2020-2021

% 65+ with schizophrenia & other psychotic disorder



Percentage of Medicare Beneficiaries Age 65+ Years with Schizophrenia or Other Psychotic Disorders

Abington	3.49%	Chester	1.92%	Hadley	2.83%	Medfield	3.16%	Peru	2.10%	Swampscott	2.95%	Worthington	1.53%
Acton	2.88%	Chesterfield	1.53%	Halifax	2.50%	Medford	4.53%	Petersham	4.60%	Swansea	6.20%	Wrentham	7.25%
Acushnet	3.71%	Chilcopee	3.49%	Hamilton	3.10%	Medway	3.04%	Phillipston	4.60%	Taunton	5.23%	Yarmouth	3.19%
Adams	1.93%	Chilmark	1.82%	Hampden	2.18%	Melrose	4.07%	Pittsfield	4.28%	Templeton	2.66%		
Aqawam	2.86%	Clarksburg	3.22%	Hancock	2.26%	Mendon	3.61%	Plainfield	1.53%	Tewksbury	3.85%	Boston	
Alford	3.12%	Clinton	3.10%	Hanover	3.58%	Merrimac	5.11%	Plainville	3.13%	Tisbury	1.82%	Allston	6.73%
Amesbury	5.93%	Cohasset	3.22%	Hanson	2.50%	Methuen	3.47%	Plymouth	3.39%	Tolland	1.92%	Back Bay	4.35%
Amherst	2.57%	Colrain	1.78%	Hardwick	2.93%	Middleborough	4.41%	Plympton	4.15%	Topsfield	3.10%	Beacon Hill	4.35%
Andover	3.73%	Concord	2.99%	Harvard	2.88%	Middlefield	1.53%	Princeton	2.81%	Townsend	2.08%	Brighton	6.73%
Arlington	3.98%	Conway	1.78%	Harwich	1.99%	Middleton	6.11%	Provincetown	1.78%	Truro	1.78%	Charlestown	4.26%
Ashburnham	2.08%	Cumington	1.53%	Hatfield	2.83%	Milford	3.32%	Quincy	5.29%	Tyngsborough	3.79%	Chinatown	8.13%
Ashby	2.08%	Dalton	2.26%	Haverhill	5.11%	Millbury	3.12%	Randolph	4.11%	Tyringham	2.30%	Dorchester	5.48%
Ashfield	1.78%	Danvers	6.11%	Hawley	1.78%	Millis	4.03%	Raynham	2.81%	Upton	2.81%	Downtown	8.13%
Ashland	5.35%	Dartmouth	3.60%	Heath	1.78%	Millville	3.61%	Reading	2.84%	Uxbridge	2.84%	East Boston	5.66%
Athol	4.60%	Dedham	4.77%	Hingham	3.22%	Milton	3.53%	Rehoboth	2.77%	Wakefield	5.42%	Fenway	8.39%
Atleboro	5.63%	Deerfield	1.78%	Hinsdale	2.10%	Monroe	1.78%	Revere	4.84%	Wales	2.18%	Hyde Park	3.94%
Auburn	3.12%	Dennis	2.36%	Holbrook	4.11%	Monson	2.18%	Richmond	3.12%	Walpole	3.75%	Jamaica Plain	4.97%
Avon	6.82%	Dighton	2.77%	Holden	2.81%	Montague	3.12%	Rochester	2.81%	Waltham	4.75%	Longwood	8.39%
Ayer	3.79%	Douglas	2.98%	Holland	2.18%	Monterey	2.30%	Rockland	5.03%	Ware	2.93%	Mattapan	4.46%
Barnstable	3.06%	Dover	3.16%	Holliston	2.95%	Montgomery	3.54%	Rockport	3.30%	Wareham	4.15%	Mission Hill	7.18%
Barre	2.81%	Dracut	2.32%	Holyoke	7.70%	Mount Washington	2.30%	Rowe	1.78%	Warren	2.93%	North End	8.13%
Becket	2.10%	Dudley	3.85%	Hopedale	3.61%	Nahant	2.95%	Rowley	2.46%	Warwick	2.91%	Roslindale	6.10%
Bedford	4.59%	Dunstable	3.79%	Hopkinton	3.22%	Nantucket	1.84%	Royalston	2.91%	Washington	2.10%	Roxbury	7.18%
Belchertown	2.08%	Duxbury	2.81%	Hubbardston	2.66%	Natick	3.69%	Russell	1.92%	Watertown	4.49%	South Boston	6.07%
Bellingham	3.04%	East Bridgewater	3.60%	Hudson	3.44%	Needham	3.58%	Rutland	2.81%	Wayland	3.60%	South Boston Waterfront	6.07%
Belmont	3.34%	East Brookfield	3.29%	Hull	2.97%	New Ashford	2.26%	Salem	4.91%	Webster	3.85%	South End	6.24%
Berkley	2.77%	East Longmeadow	3.56%	Huntington	1.92%	New Bedford	5.77%	Salisbury	2.73%	Wellesley	3.39%	West End	8.13%
Berlin	3.10%	Eastham	1.82%	Ipswich	3.30%	New Braintree	2.93%	Sandisfield	2.30%	Wellfleet	1.78%	West Roxbury	4.53%
Bernardston	2.91%	Easthampton	1.94%	Kingston	4.15%	New Marlborough	2.30%	Sandwich	2.55%	Wendell	2.91%		
Beverly	4.59%	Easton	3.77%	Lakeville	2.81%	New Salem	3.12%	Sauvus	3.86%	Wenham	3.10%	Springfield	
BillERICA	3.03%	Edgartown	1.84%	Lancaster	3.31%	Newbury	2.46%	Savoy	3.22%	West Boylston	3.31%	Bay, McKnight, Old,	8.05%
Blackstone	3.61%	Egremont	2.30%	Lanesborough	2.26%	Newburyport	2.96%	Scituate	3.60%	West Bridgewater	3.69%	Upper Hill	
Blandford	1.92%	Erving	2.91%	Lawrence	10.18%	Newton	4.19%	Seekonk	2.54%	West Brookfield	3.29%	6 Cor Memo Metro	14.89%
Bolton	3.10%	Essex	3.30%	Lee	1.76%	Norfolk	3.75%	Sharon	2.75%	West Newbury	2.96%	Brightwood S	
Boston	5.74%	Everett	5.57%	Leicester	3.12%	North Adams	3.22%	Sheffield	2.30%	West Springfield	3.28%	E Springfield Indian	6.06%
Bourne	3.39%	Fairhaven	3.96%	Lenox	2.10%	North Andover	2.93%	Shelburne	1.78%	West Stockbridge	3.12%	Liberty	
Boxborough	2.88%	Fall River	6.32%	Leominster	3.44%	North Attleborough	3.56%	Sherborn	2.95%	West Tisbury	1.82%	Pine Point Boston	4.58%
Boxford	1.92%	Falmouth	2.92%	Leverett	3.12%	North Brookfield	3.29%	Shirley	3.79%	Westborough	3.53%	Rd	
Boylston	3.10%	Fitchburg	6.16%	Lexington	5.53%	North Reading	2.75%	Shrewsbury	2.33%	Westfield	3.54%	E Forest Park 16	
Braintree	4.71%	Florida	3.22%	Leyden	2.91%	Northampton	5.22%	Shutesbury	3.12%	Westford	2.88%	Acres	3.98%
Brewster	1.66%	Foxborough	3.13%	Lincoln	4.59%	Northborough	3.53%	Somerset	3.38%	Westhampton	1.94%	Forest Park	3.65%
Bridgewater	3.69%	Framingham	5.77%	Littleton	2.88%	Northbridge	2.98%	Somerville	5.41%	Westminster	2.66%		
Brimfield	2.18%	Franklin	4.03%	Longmeadow	2.54%	Northfield	2.91%	South Hadley	2.83%	Weston	2.77%		
Brockton	6.82%	Freetown	2.77%	Lowell	5.68%	Norton	3.20%	Southampton	1.94%	Westport	3.32%	Worcester	
Brookfield	3.29%	Gardner	5.50%	Ludlow	3.09%	Norwell	3.58%	Southborough	3.22%	Westwood	3.72%	Downtown	13.34%
Brookline	4.05%	Aquinnah	1.82%	Lunenburg	3.44%	Norwood	5.58%	Southbridge	4.17%	Weymouth	4.30%	Central City	13.34%
Buckland	1.78%	Georgetown	1.92%	Lynn	4.59%	Oak Bluffs	1.84%	Southwick	1.92%	Whately	1.78%	East Worcester	7.78%
Burlington	2.73%	Gill	2.91%	Lynnfield	2.32%	Oakham	2.93%	Spencer	3.12%	Whitman	3.49%	North Worcester	4.53%
Cambridge	5.11%	Gloucester	3.30%	Malden	3.98%	Orange	2.91%	Springfield	6.15%	Wilbraham	1.95%	South Worcester	8.04%
Canton	3.23%	Goshen	1.53%	Manchester	3.30%	Orleans	2.68%	Sterling	3.31%	Williamsburg	1.53%	West Worcester	5.19%
Carlsle	2.99%	Gosnold	2.92%	Mansfield	3.96%	Otis	2.30%	Stockbridge	1.76%	Williamstown	1.93%		
Carver	4.15%	Grafton	3.50%	Marblehead	1.91%	Oxford	3.85%	Stoneham	3.35%	Wilmington	3.31%		
Charlemont	1.78%	Granby	2.08%	Marion	2.59%	Palmer	4.73%	Stoughton	4.29%	Winchendon	2.66%		
Charlton	4.17%	Granville	1.92%	Marlborough	4.80%	Paxton	2.81%	Stow	2.79%	Winchester	2.97%		
Chatham	1.94%	Great Barrington	3.12%	Marshfield	2.89%	Peabody	4.12%	Sturbridge	3.29%	Windsor	2.26%		
Chelmsford	3.76%	Greenfield	4.50%	Mashpee	2.41%	Pelham	2.57%	Sudbury	3.84%	Winthrop	3.53%		
Chelsea	10.66%	Groton	3.79%	Mattapoisett	2.59%	Pembroke	3.41%	Sunderland	3.12%	Woburn	3.24%		
Cheshire	2.26%	Groveland	1.92%	Maynard	2.79%	Pepperell	2.08%	Sutton	2.98%	Worcester	6.97%		



Point32Health Foundation



Percentage of Medicare Beneficiaries Age 65+ Years with Schizophrenia or Other Psychotic Disorders (Ranked)

Chelsea	10.66%	Wareham	4.15%	Whitman	3.49%	Sunderland	3.12%	Barre	2.81%	Lenox	2.10%	Plainfield	1.53%
Lawrence	10.18%	Kingston	4.15%	Chicopee	3.49%	Berlin	3.10%	Holden	2.81%	Peru	2.10%	Williamsburg	1.53%
Holyoke	7.70%	Plympton	4.15%	Methuen	3.47%	Bolton	3.10%	Paxton	2.81%	Washington	2.10%	Worthington	1.53%
Wrentham	7.25%	Peabody	4.12%	Leominster	3.44%	Boylston	3.10%	Princeton	2.81%	Ashburnham	2.08%		
Worcester	6.97%	Holbrook	4.11%	Lunenburg	3.44%	Clinton	3.10%	Rutland	2.81%	Ashby	2.08%	Boston	
Avon	6.82%	Randolph	4.11%	Hudson	3.44%	Hamilton	3.10%	Maynard	2.79%	Pepperell	2.08%	Fenway	8.39%
Brockton	6.82%	Melrose	4.07%	Pembroke	3.41%	Topsfield	3.10%	Stow	2.79%	Townsend	2.08%	Longwood	8.39%
Fall River	6.32%	Brookline	4.05%	Bourne	3.39%	Wenham	3.10%	Berkley	2.77%	Belchertown	2.08%	Chinatown	8.13%
Swansea	6.20%	Franklin	4.03%	Wellesley	3.39%	Ludlow	3.09%	Dighton	2.77%	Granby	2.08%	Downtown	8.13%
Fitchburg	6.16%	Millis	4.03%	Plymouth	3.39%	Barnstable	3.06%	Freetown	2.77%	Harwich	1.99%	North End	8.13%
Springfield	6.15%	Malden	3.98%	Somerset	3.38%	Bellingham	3.04%	Rehoboth	2.77%	Wilbraham	1.95%	West End	8.13%
Danvers	6.11%	Arlington	3.98%	Stoneham	3.35%	Medway	3.04%	Weston	2.77%	Chatham	1.94%	Mission Hill	7.18%
Middleton	6.11%	Fairhaven	3.96%	Belmont	3.34%	Billerica	3.03%	Sharon	2.75%	Easthampton	1.94%	Roxbury	7.18%
Amesbury	5.93%	Mansfield	3.96%	Westport	3.32%	Carlisle	2.99%	North Reading	2.75%	Southampton	1.94%	Allston	6.73%
Framingham	5.77%	Saugus	3.86%	Milford	3.32%	Concord	2.99%	Burlington	2.73%	Westhampton	1.94%	Brighton	6.73%
New Bedford	5.77%	Dudley	3.85%	Wilmington	3.31%	Douglas	2.98%	Salisbury	2.73%	Adams	1.93%	South End	6.24%
Boston	5.74%	Oxford	3.85%	Lancaster	3.31%	Northbridge	2.98%	Orleans	2.68%	Williamstown	1.93%	Roslindale	6.10%
Lowell	5.68%	Webster	3.85%	Sterling	3.31%	Sutton	2.98%	Hubbardston	2.66%	Blandford	1.92%	South Boston	6.07%
Attleboro	5.63%	Tewksbury	3.85%	West Boylston	3.31%	Hull	2.97%	Templeton	2.66%	Chester	1.92%	South Boston Waterfront	6.07%
Norwood	5.58%	Sudbury	3.84%	Essex	3.30%	Winchester	2.97%	Westminster	2.66%	Granville	1.92%	East Boston	5.66%
Everett	5.57%	Ayer	3.79%	Gloucester	3.30%	Newburyport	2.96%	Winchendon	2.66%	Huntington	1.92%	Dorchester	5.48%
Lexington	5.53%	Dunstable	3.79%	Ipswich	3.30%	West Newbury	2.96%	Marion	2.59%	Russell	1.92%	Jamaica Plain	4.97%
Gardner	5.50%	Groton	3.79%	Manchester	3.30%	Nahant	2.95%	Mattapoisett	2.59%	Southwick	1.92%	West Roxbury	4.53%
Wakefield	5.42%	Shirley	3.79%	Rockport	3.30%	Swampscott	2.95%	Amherst	2.57%	Tolland	1.92%	Mattapan	4.46%
Somerville	5.41%	Tyngsborough	3.79%	Brookfield	3.29%	Holliston	2.95%	Pelham	2.57%	Boxford	1.92%	Back Bay	4.35%
Ashland	5.35%	Easton	3.77%	East Brookfield	3.29%	Sherborn	2.95%	Sandwich	2.55%	Georgetown	1.92%	Beacon Hill	4.35%
Quincy	5.29%	Chelmsford	3.76%	North Brookfield	3.29%	North Andover	2.93%	Seekonk	2.54%	Groveland	1.92%	Charlestown	4.26%
Taunton	5.23%	Norfolk	3.75%	Sturbridge	3.29%	Hardwick	2.93%	Longmeadow	2.54%	Marblehead	1.91%	Hyde Park	3.94%
Northampton	5.22%	Walpole	3.75%	West Brookfield	3.29%	New Braintree	2.93%	Halifax	2.50%	Edgartown	1.84%		
Cambridge	5.11%	Andover	3.73%	West Springfield	3.28%	Oakham	2.93%	Hanson	2.50%	Nantucket	1.84%	Springfield	
Haverhill	5.11%	Westwood	3.72%	Woburn	3.24%	Ware	2.93%	Newbury	2.46%	Oak Bluffs	1.84%	6 Cor Memo Metro	14.89%
Merimac	5.11%	Acushnet	3.71%	Canton	3.23%	Warren	2.93%	Rowley	2.46%	Chilmark	1.82%	Brightwood So	
Rockland	5.03%	Bridgewater	3.69%	Hopkinton	3.22%	Falmouth	2.92%	Mashpee	2.41%	Aquinnah	1.82%	Bay, McKnight, Old,	8.05%
Revere	4.84%	West Bridgewater	3.69%	Southborough	3.22%	Gosnold	2.92%	Dennis	2.36%	Tisbury	1.82%	Upper Hill	
Marlborough	4.80%	Natick	3.69%	Clarksburg	3.22%	Barnardston	2.91%	Shrewsbury	2.33%	West Tisbury	1.82%	E Springfield Indian	6.06%
Dedham	4.77%	Blackstone	3.61%	Florida	3.22%	Erving	2.91%	Lynnfield	2.32%	Eastham	1.82%	Liberty	
Waltham	4.75%	Hopedale	3.61%	North Adams	3.22%	Gill	2.91%	Dracut	2.32%	Ashfield	1.78%	Pine Point Boston	4.58%
Palmer	4.73%	Mendon	3.61%	Savoy	3.22%	Leyden	2.91%	Egremont	2.30%	Buckland	1.78%	Rd	
Braintree	4.71%	Millville	3.61%	Cohasset	3.22%	Northfield	2.91%	Monterey	2.30%	Charlemont	1.78%	E Forest Park 16	3.98%
Athol	4.60%	Uxbridge	3.61%	Hingham	3.22%	Orange	2.91%	Mount Washington	2.30%	Colrain	1.78%	Acre	
Petersham	4.60%	Wayland	3.60%	Norton	3.20%	Royalston	2.91%	New Marlborough	2.30%	Conway	1.78%	Forest Park	3.65%
Phillipston	4.60%	East Bridgewater	3.60%	Yarmouth	3.19%	Warwick	2.91%	Otis	2.30%	Deerfield	1.78%		
Bedford	4.59%	Scituate	3.60%	Dover	3.16%	Wendell	2.91%	Sandisfield	2.30%	Hawley	1.78%		
Lincoln	4.59%	Dartmouth	3.60%	Medfield	3.16%	Marshfield	2.89%	Sheffield	2.30%	Heath	1.78%	Worcester	
Lynn	4.59%	Needham	3.58%	Foxborough	3.13%	Acton	2.88%	Tyringham	2.30%	Monroe	1.78%	Downtown	13.34%
Beverly	4.59%	Hanover	3.58%	Plainville	3.13%	Boxborough	2.88%	Cheshire	2.26%	Rowe	1.78%	Central City	13.34%
Medford	4.53%	Norwell	3.58%	Auburn	3.12%	Harvard	2.88%	Dalton	2.26%	Shelburne	1.78%	South Worcester	8.04%
Greenfield	4.50%	East Longmeadow	3.56%	Leicester	3.12%	Littleton	2.88%	Hancock	2.26%	Whately	1.78%	East Worcester	7.78%
Watertown	4.49%	North Attleborough	3.56%	Millbury	3.12%	Westford	2.88%	Lanesborough	2.26%	Provincetown	1.78%	West Worcester	5.19%
Middleborough	4.41%	Montgomery	3.54%	Spencer	3.12%	Agawam	2.86%	New Ashford	2.26%	Truro	1.78%	North Worcester	4.53%
Weymouth	4.30%	Westfield	3.54%	Alford	3.12%	Reading	2.84%	Windsor	2.26%	Wellfleet	1.78%		
Stoughton	4.29%	Milton	3.53%	Great Barrington	3.12%	Hadley	2.83%	Brimfield	2.18%	Lee	1.76%		
Pittsfield	4.28%	Northborough	3.53%	Richmond	3.12%	Hatfield	2.83%	Hampden	2.18%	Stockbridge	1.76%		
Newton	4.19%	Westborough	3.53%	West Stockbridge	3.12%	South Hadley	2.83%	Holland	2.18%	Brewster	1.66%		
Salem	4.19%	Winthrop	3.53%	Leverett	3.12%	Duxbury	2.81%	Monson	2.18%	Chesterfield	1.53%		
Charlton	4.17%	Grafton	3.50%	Montague	3.12%	Lakeville	2.81%	Wales	2.18%	Cumington	1.53%		
Southbridge	4.17%	Upton	3.50%	New Salem	3.12%	Raynham	2.81%	Becket	2.10%	Goshen	1.53%		
Carver	4.15%	Abington	3.49%	Shutesbury	3.12%	Rochester	2.81%	Hinsdale	2.10%	Middlefield	1.53%		